




Range Specifications.

SPECIFICATION	SPECIFICATION EXPLAINED	SECTIONAL DOORS		ROLLING DOORS
				
		CONTROLL-A-DOOR® S	CONTROLL-A-DOOR® ADVANCE®	CONTROLL-A-DOOR® POWER DRIVE®
Peak Pulling Force	The motor's peak pulling force should suit the door type to provide optimal performance with minimal noise.	1000N	1200N	600N
Maximum Door Weight	Your door size and type can greatly effect its weight and the appropriate B&D opener to couple with your door.	175kg	200kg	110kg
Ready for Smart Phone Control	Opener is compatible with the B&D Smart Phone Control Kit - Sold Separately	Yes	Yes	Yes
Motor Type	Our range of custom designed DC motors deliver smooth, quiet and reliable operation.	DC	DC	DC
Maximum Recommended Door Size	Each opener is specifically designed to efficiently operate doors up to a specific size.	16.5m²	18m²	16.5m²
Typical Travel Speed	The speed at which the door travels when being opened or closed.	140mm / Second	90-110-130mm / Second	120mm / Second
Soft Start & Soft Stop	Increases and decreases the speed of operation to reduce stress on the door and reduce noise.	Yes	Yes	Yes
Low Standby Power	When the opener is not in use, you can rest assured that your opener is not excessively draining power.	Yes	Yes	Yes
Rail & Drive Type	For sectional door openers, the rail and drive run along the ceiling to connect the automatic opener to the garage door.	Steel* / Chain**	Steel* / Chain**	N/A
Service Indicator	The clever logics inside our Controll-A-Door openers alert you when a service is due to maximise the life of your opener.	Yes	Yes	Yes
Courtesy Light	The courtesy light illuminates when the door is opened improving visibility and safety.	Yes - Festoon	Yes - LED	Yes - LED
Remote Controls	Our Premium Tri-Tran+ remote controls provide superior security and excellent operating range whilst virtually eliminating interference from other wireless devices.	2 x Premium Tri-Tran+™ Remote Controls and Wall Button	2 x Premium Tri-Tran+™ Remote Controls and Wall Button	2 x Premium Tri-Tran+™ Remote Controls and Wall Button
Internal Compartment	Internal compartment housing for add-on accessories.	No	Yes	No
Warranty	Warranty - Our manufacturer's warranty is backed by a nationwide team of garage door and opener service professionals.	7 Year / 20,000 Cycle Warranty	7 Year / 20,000 Cycle Warranty	7 Year / 20,000 Cycle Warranty

* Aluminium Rail optional. ** Belt Drive optional.

Your B&D® Representative is:

home safe home

For more details on these products or our other ranges, call **13 62 63** or visit **www.bnd.com.au**

Notes / Information

a) All B&D Controll-A-Door openers feature a full 7 year/20,000 cycle, on site warranty on the opener, including labour to repair. Opener must be installed by an approved B&D dealer. 12 month warranty on transmitters. LED's and batteries excluded. Full details of the warranty are available from www.bnd.com.au. Warranty only applies to openers purchased and installed in Australia or New Zealand. Warranty only valid if warranty conditions are met.

b) The company reserves the right to make changes or improvements to the products or accessories without notice and without

incurring any obligation to make similar changes or improvements to goods previously ordered. Specifications subject to change without notice.

c) Details correct at date of publication.

B&D Doors & Openers is a division of B&D Australia Pty Ltd, ABN 25 010 473 971 © 2016 B&D Australia. B&D Doors and Openers, B&D, Controll-A-Door, Controll-A-Door Power Drive and Home Safe Home are registered trade marks of B&D Australia Pty Ltd.

Garage Door Automation.

Controlling your garage door has never been easier.



b&d

home safe home

www.bnd.com.au



Controll-A-Door®

GARAGE DOOR AUTOMATION FOR
SECTIONAL & ROLLING DOORS



Australians have trusted B&D's garage door automation products for decades. Our latest Controll-A-Door® range builds on our rich heritage by combining smooth and reliable operation with a range of features that help protect your family and belongings.

- Includes 2 x Premium Remotes and Wall Mount Remote Control
- Tri-Tran+™ enhanced security
- 7 year warranty
- Suits single and double sized doors

Full range and specifications on back page

Remote Controls & Accessories.

SECURE GARAGE DOOR CONTROL AT YOUR FINGER TIPS

Every Controll-A-Door® automatic garage door opener comes standard with 2 x premium Tri-Tran+™ remote controls and 1 x wall control unit offering you advanced security, peace of mind and reliable operation with virtually no interference from other wireless devices.



WIRELESS SAFETY BEAMS

If you have young children or pets, safety beams provide added safety and security. If the beam is broken while the door is closing, it will automatically stop & reverse. B&D® always recommend the use of safety infra-red beams on all automatic garage doors.



ENTRY KEYPAD

Allows you to enter the garage without a transmitter. Great for children. No need to give them a key or transmitter as they can enter the house with their PIN.



RECHARGEABLE BATTERY BACK UP

If power supply to the opener is broken, the door will still be operational with the rechargeable battery back up.



Smart Phone Control Kit

Have you ever left the house in the morning and thought, "Did I remember to close the garage door?"

An open garage is an open invitation for unwanted entry so it pays to know that you can control your door while you are away from home with B&D®. The kit allows you to monitor and control your garage door while you are at work or even on holidays from your compatible smart phone*.

Best of all, the kit is available for both Rolling and Sectional style garage doors.

DOWNLOAD & TRY IN DEMO MODE NOW!




Scan QR code to download App for iOS devices



Scan QR code to download App for Android devices



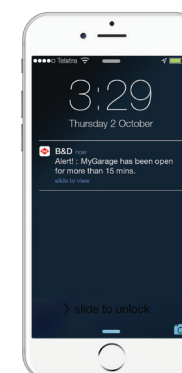
* Subject to cellular and WiFi connection and availability.
Note - Kit includes Smart Hub & accessories. Phone not included.



B&D® Smart Hub


YOUR SILENT ALARM

The B&D® App features real time notifications alerting you whenever your door is operated, opened for an extended period of time or when your opener is in need of a service.



CUSTOMISATION

The B&D® App can be customised to suit your lifestyle. From partial opening modes to restricting door access times, your protection and security is a priority.



ACTIVITY LOG

You can view usage history on the App so you know who has operated your garage door and when.

