

# Motobility

*You've got a friend*



**ELECTRIC LIFT AND RECLINE CHAIRS**

[www.motobility.com.au](http://www.motobility.com.au)

# COME AND SAY HELLO!



## Osborne Park

📍 311 Selby Street North, Osborne Park, WA 6017

☎ 08 9242 7333



## Joondalup

📍 31/57 Joondalup Drive, Edgewater, WA 6027

☎ 08 9220 9040



## Mandurah

📍 2/17 Gordon Road, Mandurah, WA 6210

☎ 08 9479 3232



[www.motobility.com.au](http://www.motobility.com.au)



[info@motobility.com.au](mailto:info@motobility.com.au)



[www.facebook.com/motobility](http://www.facebook.com/motobility)



[www.youtube.com/@motobilityAU](http://www.youtube.com/@motobilityAU)



## CONTENTS

<b>01</b>	About Us	<b>02</b>	Our Lift and Recline Chairs
<b>03</b>	WA Custom Made Chairs & Styles	<b>04</b>	Guide to Choosing Your Chair
<b>05</b>	Chair Functions Chart	<b>06</b>	Measurement Guide
<b>08</b>	The Wallglider Chair	<b>09</b>	The Bed Chair
<b>10</b>	The Lumbar Chair	<b>11</b>	The Configura Chair
<b>12</b>	The Swivello Chair	<b>13</b>	The Imani Chair
<b>14</b>	The Zero Gravity Chair	<b>15</b>	The Veneto Chair
<b>16</b>	The Bariatric Chair	<b>17</b>	Chair Accessories
<b>18</b>	Other Mobility Equipment	<b>21</b>	Government Grants
<b>22</b>	Contact Details		



Free in-home  
test drives



Australian Owned  
& Operated



Mobile Servicing  
& repair



Friendly &  
Knowledgeable Staff



Roadside  
Assistance

# OUR LIFT AND RECLINE CHAIRS



## THE WALLGLIDER

The Wallglider is perfect for small rooms as the chair moves away from the wall as it reclines. The leg rest can raise and lower independently of the backrest, allowing you to sit upright with your feet elevated.

## THE BED CHAIR

The Bed Chair is the ultimate in flexibility as the leg rest and the backrest work independently by utilising their individual motors. The backrest reclines to a completely flat position, whilst the leg rest fully extends upwards and outwards for the perfect afternoon nap.

## THE LUMBAR CHAIR

The Lumbar Chair is the ultimate lift and recline chair featuring four independent motors for maximum adjustability and comfort. The top motor adjusts the head and neck piece. Another motor independently reclines the back, another lifts the legs, and the fourth motor moves the lower back area of the chair, creating the perfect customised support for your lower back.

## THE ZERO GRAVITY CHAIR

Our Zero Gravity chairs offer rare functions that are unique to other lift and recline chairs. Both chairs not only tilt back in a comfortable, relaxing position, they also have the ability to raise your legs beyond 90 degrees. When you tilt back in a Zero Gravity chair, the pressure you normally feel sitting upright shifts to different parts of the body.



# WA CUSTOM MADE CHAIRS

Our WA custom made chairs are handcrafted to your measurements and requirements. You can customise the shape of the back, seat size, leg length and the colour of fabric. We also have a large range of material options including waterproof fabrics, leather and denim that will allow you to design a chair that suits your décor and your personality.

Made to your measurements right here in WA, so you can rest assured knowing that you have a high quality product that will last. That is why we offer a comprehensive 5 year warranty on all new custom-made lift and recline chairs. This includes the motor, frame and fabric.



## CHAIR BACK STYLES



### COMFORT 2-ROLL BACK

A two roll soft backrest, best suited at users that enjoy to recline in their chair. The WA-made option, offers zips for stuffing adjustment as well as an additional lumbar support pocket with inserts.



### CLASSIC BACK

A higher style back, with an adjustable, removable flip-cushion for additional neck support. This style back offers a firmer more supportive feel with a slightly contoured back to assist in posture control.

# 6 POINT GUIDE TO CHOOSING THE RIGHT CHAIR

## 1. SINGLE OR DUAL MOTORS?

Single motor chairs are easy to use as they feature just two buttons on the handset, “up” and “down”. All of our single motor chairs function by moving the backrest first, followed by the footrest which allows you to recline without fully lifting your legs. The two-button handset can be easier to use for those with poor cognitive ability, dementia or Alzheimer’s.

Lift and recline chairs that feature dual motors allow the backrest and the footrest to be adjusted independently of each other. This allows for a larger variety of customisable recline positions compared to single motor designs.

## 2. SIZE OF THE USER

The size of the user should be taken into consideration when choosing a chair. It is important to get the right-sized lift and recline chair to ensure proper ergonomics and correct posture is maintained.

Seat widths, depths and heights are all essential things to take into consideration before selecting a chair that is right for you. We also offer custom-made chairs, made individually to suit your needs.

## 3. SPACE

Space in your home is something to take into consideration when deciding on a recline chair. Standard recline chairs require clearance room between the chair and the wall so they can recline to their maximum. Some of our models have the space saver, or “wall glider” mechanism. These lift chairs may be positioned as close as 15cm from a wall dramatically reducing the amount of space needed in your home.

## 4. COMFORT LEVELS

Depending on personal preference, there are a number of different comfort options available with our lift and recline chairs. From the classic back to the two-roll comfort back, they offer different levels of back support, neck support and overall comfort.

## 5. COLOURS AND FABRICS


Our chairs are available in different colours and fabrics, including leather. Our large variety of colours means you should have no problem matching the chair to the colour scheme of your home. Please note that additional fees will apply for certain colours and fabrics.

## 6. BUDGET

We offer an extensive range of lift and recline chairs to suit all budgets. From standard single motor chairs to custom ordered, Australian-made, dual motor lift chairs.

# LIFT & RECLINE CHAIR

## FUNCTIONS CHART

CHAIR FUNCTIONS	WALLGLIDER	BED CHAIR	LUMBAR CHAIR	CONFIGURA	ZERO GRAVITY CHAIR	SWIVELLO	IMANI	VENETO
 Chair Lift	✓	✓	✓	✓	✓	✓	✓	✓
 Seated	✓	✓	✓	✓	✓	✓	✓	✓
 Dependent Leg Lift	✓	✓	✓	✓	✓	✓	✓	✓
 High Leg Lift	✗	✗	✗	✓	✓	✗	✗	✗
 High Leg Recline	✗	✗	✗	✓	✓	✗	✗	✗
 Independent Recline	✗	✓	✓	✓	✓	✓	✓	✓
 Recline + Leg Lift	✓	✓	✓	✓	✓	✓	✓	✓
 Recline + Straight Leg Lift	✓	✓	✓	✓	✓	✓	✓	✓
 Sleep Recline	✗	✓	✓	✓	✓	✓	✓	✓
 360° Swivel	✗	✗	✗	✗	✗	✓	✗	✗
 Weight Capacity	120KG	120KG/180KG	120KG	130KG/160KG	120KG	130KG	130KG	120KG
 Remote	2 Button	6 Button	10 Button	2 Button & 4 Button option	4 Button	4 Button	6 Button	4 Button

# MEASUREMENT GUIDE





# MEASUREMENT GUIDE

## Stocked Chairs

All stocked chairs are available in an extensive range of fabric and leather options.

Name	Classic Back			Comfort 2-Roll Back			Lumbar Chair		Zero Gravity Chair	
Size (mm)	Small	Medium	Large	Small	Medium	Large	Medium	Large	Medium	Large
Seat Width (SW)	450	490	540	450	490	540	490	540	500	520
Seat Height (SH)	480	500	500	480	500	500	480	480	540	540
Seat Depth (SD)	490	530	540	490	500	500	490	500	500	520
Backrest Height (BH)	600	700	760	600	630	660	730	790	720	720
Footrest Length (FL)	260	260	260	260	260	260	330	330	420	420
Max Back Lift (BL)	520	530	545	520	530	545	520	505	600	600
Min Front Gap (FG)	170	190	190	170	190	190	200	180	260	260
Total Width (TW)	780	910	960	780	910	910	780	770/830	780	800
Total Depth (TW)	900	910	960	900	910	960	870	910	760	760
Lumbar Area	Adjustable			Adjustable			Adjustable		Not Adjustable	

\*Because these chairs are hand-made, measurements may vary from product to product.

## Custom Chairs










All custom-made chairs are available with a **Classic Back** or a **Two-Roll Comfort Back**. Chairs can be made with greater variations and extra large lifting capacities but require a custom-made frame (additional fees apply).

	Classic Back				Comfort 2-Roll Back			
Size (mm)	Small	Medium	Large	Bariatric	Small	Medium	Large	Bariatric
Seat Width (SW)	430 - 470	470 - 510	510 - 650	510 - 650	440	470 - 510	520 - 560	600 - 660
Seat Height (SH)	480	500	500	510	480	480	500	500
Seat Depth (SD)	460 - 510	510 - 550	520 - 560	520 - 570	470 - 510	480 - 520	480 - 520	520 - 560
Backrest Height (BH)	600 - 700	660 - 800	700 - 800	700 - 800	580 - 620	610 - 650	640 -680	740 - 780
Footrest Length (FL)	260 - 330	260 - 330	260 - 330	260 - 330	260 - 270	260 - 270	260 - 270	260 - 270
Max Back Lift (BL)	560	560	560	560	560	560	560	560
Min Front Gap (FG)	170	170	170	170	170	170	170	170
Total Width (TW)	760-800	890 - 930	960 - 1060	960 - 1060	760-800	890 - 930	960 - 1060	960 - 1060
Total Depth (TD)	900	910	960	1010	900	910	960	1010
Lumbar Area	Adjustable				Adjustable			
Extra Height	Wheels are an added extra and can increase overall seat height by 20mm							
Even More Height	Increase the mechanical height by adding extra bars. Min increase 10mm - Max increase 70mm							

\*Because these chairs are hand-made, measurements may vary from product to product.

# THE WALLGLIDER CHAIR



CHAIR FUNCTIONS	
 Chair Lift	✓
 Seated	✓
 Independent Leg Lift	✓
 High Leg Lift	✗
 High Leg Recline	✗
 Independent Recline	✗
 Recline + Leg Lift	✓
 Recline + Straight Leg Lift	✓
 Sleep Recline	✗

The Motobility Wallglider is the perfect chair for small rooms. As it goes through it's recline action the chair pivots and moves forwards away from the wall. This allows you to leave minimal space between the chair and the wall.

The recline action has been split into two distinct movements, where the leg rest can raise and lower without the backrest moving, allowing you to elevate your feet whilst sitting upright. We refer to this the reading position, although it is also great for enjoying a Cuppa with a biscuit or two.

The backrest can only recline once the legs have been fully elevated. Simply continue to push the button that raised your footrest and the backrest will start to recline. You can halt the motion at any time.



You may want to recline slightly for a more relaxing position to watch TV, or continue the recline up to 45 degrees for a comfortable afternoon nap.

Thanks to the easy to use 2-button remote, this chair is also suitable for users with limited cognitive functions, or people that love simplicity. The Wallglider is available in three frame sizes of small, medium and large, please refer to our measurement guide for sizing.










# THE BED CHAIR



The Motobility Bed Chair is the perfect chair for those looking for ultimate flexibility in choosing a seating positions. The Bed Chair has two motors; one to control the movement of the leg rest and the other to control the movement of the backrest.

The backrest can be reclined to a fully horizontal position, while the leg rest can be fully extended, allowing you to effectively turn your chair into a horizontal surface, giving this chair it's name.

The ability to control the two movements separately provides an enormous range of flexibility when it comes to seating positions and leg lift angles. This function can be very useful for people who suffer from limited flexibility in their backs.

CHAIR FUNCTIONS	
 Chair Lift	✓
 Seated	✓
 Independent Leg Lift	✓
 High Leg Lift	✗
 High Leg Recline	✗
 Independent Recline	✓
 Recline + Leg Lift	✓
 Recline + Straight Leg Lift	✓
 Sleep Recline	✓












The movement of the chair allows the user to have a chair that they can truly sleep in. While we don't recommend this chair to be used as a bed replacement, it allows for longer more comfortable naps throughout the day.

Custom extra large bariatric options are available. They offer an increased weight capacity of 200kg and feature wider seat dimensions.

# THE LUMBAR CHAIR

Adjustable  
headrest  
and lumbar  
support



CHAIR FUNCTIONS	
 Chair Lift	✓
 Seated	✓
 Independent Leg Lift	✓
 High Leg Lift	✗
 High Leg Recline	✗
 Independent Recline	✓
 Recline + Leg Lift	✓
 Recline + Straight Leg Lift	✓
 Sleep Recline	✓

The Lumbar Chair is the ultimate lift and recline chair featuring four independent motors for maximum adjustability and comfort. The top motor adjusts the head and neck piece. Another motor independently reclines the back, another lifts the legs, and the fourth motor moves the lower back area of the chair, creating the perfect customised support for your lower back.

The chair also lifts you all on its own which is perfect for anyone who struggles with standing. You can also keep your new chair in its raised position, sit down and use the controller to gently slide yourself back down to a fully seated position easily and carefully without the need to have to lower yourself all the way down to the chairs seat on your own.

10 Button



Remote V1

12 Button



Remote V2

120kg



Weight  
Capacity

This chair is available in a medium and large size. They feature a durable, long wearing fabric, a side pocket and a light up controller.

# THE CONFIGURA CHAIR



CHAIR FUNCTIONS	
 Chair Lift	✓
 Seated	✓
 Independent Leg Lift	✓
 High Leg Lift	✓
 High Leg Recline	✓
 Independent Recline	✓
 Recline + Leg Lift	✓
 Recline + Straight Leg Lift	✓
 Sleep Recline	✓

The Configura comfort lift & recline chair is a dual-motor lift and recline chair that is available in 4 different sizes (small, medium, large and bariatric).

As the name suggests, this rise-and-recliner is designed to be easily configurable to suit a number of different needs.

Unlike other chairs, the Configura range of chairs comes with a number of different “accessories,” which, when fitted, fully transform the chair into a customised product.

The accessories can be changed and amended at any given time to suit a customer’s changing needs. Thanks to the corded handset and transfer aid compatible base, the design allows for easy operation.

This chair is available in a small, medium and large sizes.



## Colours



**Black Vinyl**



**Beige Vinyl**

# THE SWIVELLO CHAIR




## Functions & Features

**Backrest recline, chair lift, 360 swivel, magnetic remote, in-built battery back-up and adjustable headrest.**

The Swivello lift & recline chair by Mio offers the ultimate combination of modern Italian design and functionality. This three-motor lift and recline chair impresses with its ability to be operated without being connected to a power outlet thanks to its in built battery back-up.

The three independently operated motors allow for full control of the footrest, backrest and lift functions. While the 360°swivel affords you flexibility and can be locked in place for additional stability when using the lift function.

## Colours



**Black**

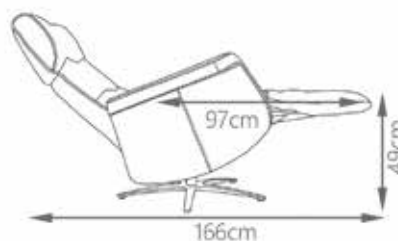
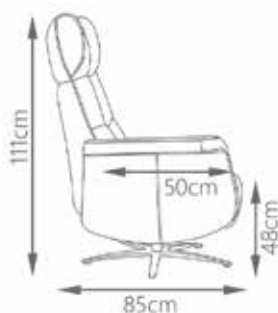











**Grey**



**Mocha**

## Dimensions



CHAIR FUNCTIONS	
 Chair Lift	✓
 Seated	✓
 Independent Leg Lift	✓
 High Leg Lift	✗
 High Leg Recline	✗
 Independent Recline	✓
 Recline + Leg Lift	✓
 Recline + Straight Leg Lift	✓
 Sleep Recline	✓
130KG capacity & 6 button remote	



# THE IMANI CHAIR



## Functions & Features

**Backrest recline, chair lift, adjustable footrest, bed chair function & corded remote.**

The Imani dual-motor lift and recline chair offers the same functions as our best-selling bedchair, but with a more sleek design perfect for smaller spaces. Offering individual motors for the backrest and footrest the Imani lifting chair offers an endless option of seating positions with a full 180° degree recline.

The corded remote can easily be stored in the side-pocket. The lift function will easily and safely bring you to a standing position.

## Colours



Black



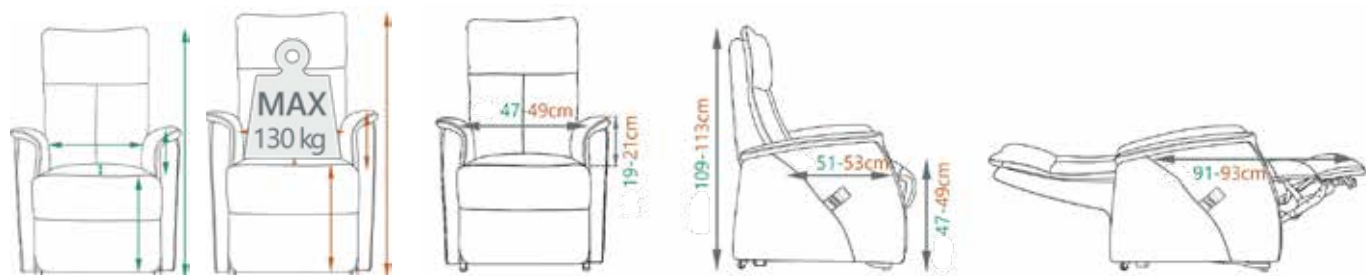
Grey












Mocha

## Dimensions










Medium - Large



CHAIR FUNCTIONS	
 Chair Lift	✓
 Seated	✓
 Independent Leg Lift	✓
 High Leg Lift	✗
 High Leg Recline	✗
 Independent Recline	✓
 Recline + Leg Lift	✓
 Recline + Straight Leg Lift	✓
 Sleep Recline	✓
130KG capacity & 4 button remote	

# THE ZERO GRAVITY CHAIR



CHAIR FUNCTIONS	
 Chair Lift	✓
 Seated	✓
 Independent Leg Lift	✓
 High Leg Lift	✓
 High Leg Recline	✓
 Independent Recline	✓
 Recline + Leg Lift	✓
 Recline + Straight Leg Lift	✓
 Sleep Recline	✓

Our Zero Gravity chairs offer rare functions that are unique to other lift and recline chairs. Both chairs not only tilt back in a comfortable, relaxing position, they also have the ability to raise your legs beyond 90 degrees. When you tilt back in a Zero Gravity chair, the pressure you normally feel sitting upright shifts to different parts of the body.










This offers pressure relief for your back, legs and other areas that become sore such as the calves or the coccyx (tailbone). Sitting in this position for small periods throughout the day, instead of constantly being in a fully horizontal or upright position can assist with preventing pressure sores and help minimise the pain or discomfort caused by sitting or lying down for long periods.

- Tilts and reclines back allowing legs to rise above the head.
- Raise legs higher than 90 degrees.
- Assist with relieving pressure on back, legs, tailbone.
- Can help prevent pressure sores and discomfort.
- Medium and large sizes available.



# THE VENETO CHAIR



CHAIR FUNCTIONS	
 Chair Lift	✓
 Seated	✓
 Independent Leg Lift	✓
 High Leg Lift	✗
 High Leg Recline	✗
 Independent Recline	✓
 Recline + Leg Lift	✓
 Recline + Straight Leg Lift	✓
 Sleep Recline	✓
120KG capacity & 4 button remote	

## Functions & Features


**Backrest recline, chair lift, adjustable footrest, bed chair function & corded remote.**


Featuring a modern Italian design, the Veneto is a fully electric dual motor lift & recline chair that allows you to adjust the footrest and backrest completely independently from each other.


To get out of your chair, simply use the lift function to reach a position that allows you to easily enter or exit your chair. It also features a manual adjustable headrest.

The easy-to-use corded remote can be stored in the side pocket, ensuring it's always within reach without getting in the way.

## Colours

  
Black

  
Grey

  
Mocha

4 Button



Remote










120kg



Weight Capacity

# THE XL/BARIATRIC CHAIR



CHAIR FUNCTIONS*	
 Chair Lift	✓
 Seated	✓
 Independent Leg Lift	✓
 High Leg Lift	✗
 High Leg Recline	✗
 Independent Recline	✗
 Recline + Leg Lift	✓
 Recline + Straight Leg Lift	✓
 Sleep Recline	✓


\* Functions may vary between styles


Our bariatric lift and recline chairs come in three different styles, the Wallglider, Bed Chair and Configura, and offer a weight capacity of up to 200kg, depending on which style you choose.


These custom WA made chair comes in a range of custom upholstery options from leathers to high-quality fabrics in a wide variety of colours and waterproof materials.

This high quality locally made chair can be built to a maximum width of 650mm wide and 560mm deep. Other than the chair type, you can also select between two back styles. The 2-Roll Comfort Back offers a back featuring two large pillows that anyone can relax, lay back and sink into.

## Colours







Black

Grey

Mocha

Available in Wallglider, Bed Chair and Configura styles

Up to 200kg



Weight Capacity\*

\* Weight Capacities vary between styles

# CHAIR ACCESSORIES



**Sheep Skin Overlay**



**Chair Protector**



**Battery Backup**



**Fabric Protection**



# OTHER EQUIPMENT AVAILABLE FROM MOBILITY



## ELECTRIC WHEELCHAIRS

Manual Wheelchairs, Power Wheelchairs, Folding Electric Wheelchairs, Motorised Powerchairs and Portable Powerchairs can be a great alternative to mobility scooters. They provide the same options as scooters, but often offer additional comfort features, not to mention their fantastic turning circle. Lightweight motorised powerchairs & electric wheelchairs are transportable and sturdy, making them the preferred choice for any in-home and use on-the go.



# OTHER EQUIPMENT AVAILABLE FROM MOTOBILITY



## MOBILITY SCOOTERS

Motobility offer an extensive range of travel scooters, portable scooters and large mobility scooters from the mobility industry's most reputable brands including Solax, Luggie, Supascoota, E-Traveller and more. Choose from lightweight automatic folding travel scooters, manual-folding scooters, large scooters and portable pull apart scooters.



# OTHER EQUIPMENT AVAILABLE FROM MOTOBILITY



## ADJUSTABLE BEDS

Motobility's electrically adjustable beds are engineered to provide comfort and relief. Our extensive range of beds combines the look and feel of a stylish ensemble with all the health benefits and convenience of an adjustable bed.



## STAIRLIFTS

A staircase should not stop anyone from continuing to live in their own home. Motobility is the local distributor of world-renowned Stannah Stairlifts in Australia; the safe, reliable and painless alternative to climbing the stairs. Stannah applies a simple design that provides easy operation from the seat mounted joystick or remote control. All stair lifts are fully installed and maintained by our trained technicians.



# GOVERNMENT GRANTS



## WHAT ARE GOVERNMENT GRANTS?

Over the past few years, there has been a big push by the government to promote “ageing in place”, which means trying to keep people in their own homes or in retirement communities, rather than moving to a nursing home. In order to achieve this, the government is offering support, including services and equipment grants. Depending on your circumstances, you may be eligible.

## WHAT HELP CAN I RECEIVE?

With the introduction of the **NDIS (National Disability Insurance Scheme)**, the sector has undergone the most significant reform since Medicare. While there have been mixed reviews, the NDIS promises a more longterm approach of assistance and education. It is important to note that you have to be 65 years or younger to be considered for the NDIS. If you are over 65 years of age, you may be eligible for one of the below.

**Home Care Packages (HCP)** through My Aged Care are a way that older Australian’s can access affordable services to get assistance around the home. These are designed to cater for more complex needs and can include allowances for Assistive Technology (AT) at higher levels.

**Equipment For Living Grant (EFL)** through the Independent Living Centre ILC) funded by the Department of Communities (formerly DSC) aims to assist people in obtaining vital equipment not currently available through other funding channels. These need to be essential items that will support the user in everyday tasks around their homes and the community.



# Motobility

*You've got a friend*

[www.motobility.com.au](http://www.motobility.com.au)



SCAN TO SUBSCRIBE TO OUR  
**YOUTUBE**



## Joondalup

📍 31/57 Joondalup Drive, Edgewater, WA 6027

☎ 08 9220 9040

## Osborne Park

📍 311 Selby Street North, Osborne Park, WA 6017

☎ 08 9242 7333

## Mandurah

📍 2/17 Gordon Road, Mandurah, WA 6210

☎ 08 9479 3232