

CLEAR THE WAY TO AVOID A TOWAWAY



mainroads.wa.gov.au

Managing Clearways, No Stopping zones and Bus Lanes in the CBD

AN ACTIVE TRAFFIC MANAGEMENT INITIATIVE

Keep Perth Moving

Getting access to, from and within the city is a major challenge for thousands of commuters travelling through Perth's CBD each weekday.

Nearly 125,000 people work in the CBD and nearly all want to enter and exit at the same time during morning and afternoon peak periods.

Vehicles stopped in Clearways, No Stopping zones or blocking designated Bus Lanes prevent the safe and efficient flow of traffic during these busiest times of day.

To keep traffic moving safely and efficiently, Main Roads will introduce towing in the Perth CBD from the 8th September 2014.

90%
of respondents
support the use of
Clearways

for providing an extra lane of
traffic during the busiest
times of day

Main Roads survey 2013

Why clearing the way is important

Whenever we stop where we shouldn't in the CBD, we impact the flow of traffic behind us.

Whether it be stopping in a Clearway, blocking an intersection, parking in a No Stopping zone or blocking a bus lane – all these actions contribute to CBD congestion and can cause delays for other road users.

Take Clearways, for example.

Clearways are key roads that have been designated as 'No Stopping' zones during peak periods of the day. They are designed to keep traffic flowing freely and safely during these busy times. Stopping in a Clearway during these restricted times, even for a short while, impacts traffic flow.

What are the impacts of stopping where you shouldn't in the CBD?

- Contributes to congestion - stopping in a Clearway even for a short amount of time can cause delays for other road users;
- Makes navigating through the city difficult for our public transport system and emergency services during peak times of the day; and
- Stops the flow of traffic and can cause dangerous situations such as swerving and poor merging.




75%
of drivers agreed
that having your
vehicle towed was
a better deterrent
than just receiving
a parking fine



CITY of PERTH

Clear the way to avoid a tow away

Whenever you stop or park in the Perth CBD, it is important to check the roadside signage around your vehicle. Becoming familiar with roadside signage and what it means for you will ensure you are less likely to receive a parking fine or have your vehicle towed.

ZONE	SIGNAGE	WHAT IS MEANS FOR YOU	WHEN TOWING APPLIES
Clearways		<p>Clearways are key roads within the CBD that have been designated as no stopping zones during specific times of the day to help traffic flow freely and safely.</p> <p>Clearways apply from 7.30am to 9.00am and 4.15pm to 6.00pm Monday to Friday, which means there is no stopping or parking in Clearways during these times..</p>	<p>Towing applies to all CBD Clearways during the restricted times of 7.30am to 9.00am and 4.15pm to 6.00pm, Monday to Friday.</p>
No Stopping		<p>If a street is signed as 'No Stopping' this means you may not stop your vehicle for any reason at any time of day. 'No Standing' means the same as 'No Stopping'.</p> <p>The red arrow at the bottom of the sign tells you in which direction along that road No Stopping applies.</p>	<p>Towing applies to all No Stopping zones in the CBD, 24 hours a day, seven days a week or unless otherwise specified on the sign.</p>
Bus Lanes		<p>Some lanes in the CBD are designated for the use of buses only. This helps ensure our public transport system can operate efficiently and safely on our roads. In the CBD, Bus Lanes are located on Beaufort Street and along St Georges Terrace between William and Barrack Streets.</p>	<p>Towing applies to both Bus Lanes in the CBD at the following times:</p> <p>Beaufort Street Bus Lane: 6.30am to 9.00am and 4.00pm to 6.30pm, Monday to Friday</p> <p>St Georges Tce Bus Lane: 24 hours a day, seven days a week</p>

What to do if your vehicle has been towed

STEP 1 - Return to find your vehicle is gone

If you have parked illegally in a Clearway, No Stopping zone or Bus Lane and your vehicle is gone when you return, check the roadside signs around where you parked. Clearway signs will display the 138 138 number to call to enquire about your car.

STEP 2 - Contact the Clearway Towing Compound

If your vehicle has been towed, contact the Clearway Towing Compound to arrange a suitable time for collection on 138 138.

STEP 3 - Get to the Towing Compound

The Clearway Towing Compound is located at 57 John Street, Northbridge. Its opening hours are 7.00am to 7.00pm Monday to Friday and 9.00am to 12.00 noon on Saturdays. The compound is closed on Sundays.

STEP 4 - Present proof of identity

When you arrive at the Clearway Management Compound, you will be asked to present a valid driver's license as proof of identity and keys to the vehicle. You will have to know the make, model and registration number of the vehicle. You will have to sign a release form which acknowledges that you understand that you must pay the costs of the removal of your vehicle. The details of the person retrieving the vehicle will be recorded.

STEP 5 - Pay the towing cost recovery fee

To retrieve your vehicle, you will be required to pay the towing cost recovery fee. This fee can vary from \$368.50 to upwards of \$400 and covers the cost of towing and administration costs.

It is important to note that the City of Perth can still issue fines for vehicles illegally parked in restricted areas and if a fine has been issued, this does not make the vehicle exempt from being towed. When you collect your vehicle from the Clearway Management Compound, you may find your vehicle has also been fined.

STEP 6 - Want to Learn More?

Towing has been introduced as part of the State Government's CBD Transport Plan to address CBD congestion. Visit Main Roads online where you can:

- Read FAQs and other useful information about towing in the CBD
- Learn more about other Main Roads CBD Active Traffic Management initiatives designed to keep Perth moving
- Or contact our Customer Information Centre on 138 138 or email enquiries@mainroads.wa.gov.au

Remember: check the signs before you stop in the CBD