

# The Glissade Panel Glide System

## Beauty and Brains


Exclusive to Uniline and proudly Australian designed, this state-of-the-art system is at the forefront of window fashion today. Striking a harmonious balance between form and function, Glissade is a super-intelligent operator which adds an unparalleled designer aesthetic to any home or office.

With an endless array of panel and stacking options, Glissade allows you to let in as much (or as little) of the outside world (or next room) as you choose.

## Glissade Features & Benefits


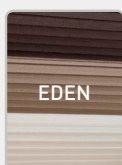





See the features which made Glissade an **Australian Design Awards Finalist**:

- Sturdy, rust-resistant aluminium tracking and sliding rails
- Minimal track spacing means reduced light penetration
- Engineered sliding mechanisms for smooth and noiseless operation
- Can be fitted as a window furnishing or room divider
- Exclusively Australian designed



## The Glissade Panel Glide System is compatible with these fabric ranges:

Dawn Coordinates , Dawn Warm Essentials, Dawn Cool Essentials, Mini Dawn, Eco Dawn, Riaz, 5th Avenue, Uniview Indoor, Melaleuca, Coral Bay, Uniweave, Eden, Pearllised, Studio Dawn



For further technical information on the Glissade Panel Glide system and fabric information please visit our website at [www.uniline.com.au](http://www.uniline.com.au)



Uniline Australia Head Office: 2 Computer Road, Yatala, QLD, 4207  
T: (07) 3804 9000 F: (07) 3804 9099 E: [sales@uniline.com.au](mailto:sales@uniline.com.au) W: [www.uniline.com.au](http://www.uniline.com.au)