

TOYO TIRES
driven to perform

SUV TYRES



CONTENTS

SPORTS UTILITY VEHICLE

OPEN COUNTRY A/T	4
OPEN COUNTRY H/T	6
OPEN COUNTRY M/T	8
PROXES S/T	10
PROXES S/T II	12
TRANPATH M/T	14
M55	16
785	17
786	18
M65	19
TRANPATH S/U	20
M93MS	21


CROSS OVER

VERSADO CUV	22
-------------	----

Hi, we are the **Taylors**.
Look out for us through this
brochure for handy tips and
tricks to get the best use
out of your **Toyota** tyres.



The marking for tyre size and service description are usually located next to each other, as shown below.



reading a sidewall

TECHNICAL

TYRE SIZE

SECTION WIDTH

Width of the tyre is measured in millimetres, from the widest points of the tyre, from sidewall to sidewall.

CASING CONSTRUCTION

The "R" designates the tyre has a radial casing construction.

RIM DIAMETER

The rim diameter in inches.

ASPECT RATIO

This is the dimensional relationship of the section height compared to the section width, expressed as a percentage.
In approximate terms the section height is the height of the tyre sidewall.

To calculate the section height:
$$\frac{\text{Overall Diameter} - \text{Rim Diameter}}{2}$$

To calculate the aspect ratio:
$$\frac{\text{Overall Diameter} - \text{Rim Diameter}}{\text{Rim Diameter}} \times 100$$

SERVICE DESCRIPTION

LOAD INDEX

An index number indicating the tyre's maximum load capacity.

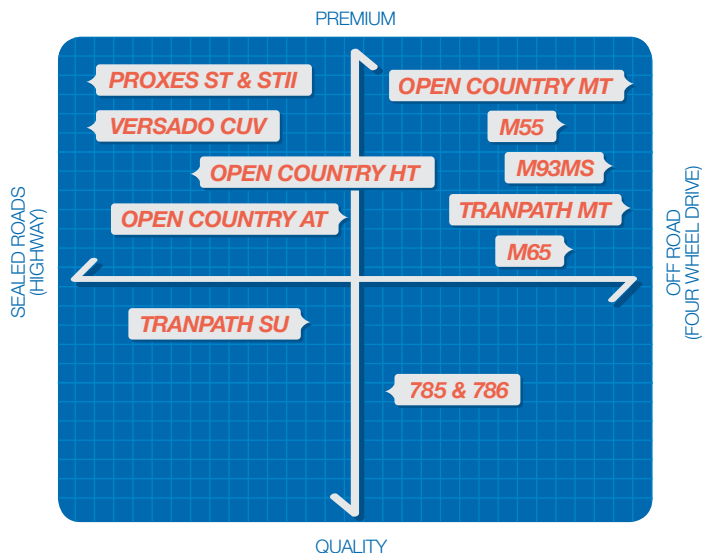
SPEED RATING

Denotes the maximum speed for which tyre is rated

M-130km/h	V-240km/h
S-180km/h	W-270km/h
T-190km/h	Y-300km/h
H-210km/h	

SUV LINE UP

WHICH SUV TYRE BEST SUITS YOUR NEEDS?



O.E. SIZES

FITMENT DATA

SUV TYRE

Vehicle make	Vehicle model	Axle	Tyre size	Service desc.	Tread pattern
Nissan	X-Trail ST	All	215/70R15	98H	Tranpath A14
Nissan	Xtrail Grande	All	215/55R18	95H	OPA20A
Toyota	Kluger CV	All	225/70R16	102S	Tranpath A11c
Toyota	Kluger CVX	All	225/70R16	102S	Tranpath A11c

We always **check our tyres once a month** for cuts, punctures, uneven wear and other damages. It only takes a few minutes to do and will **help protect** our family, the vehicle and tyres.



OPEN COUNTRY A/T

The **OPEN COUNTRY A/T** offers the best of both worlds for the driver that wishes for excellent performance on sealed roads and high levels of traction in mud and other loose surfaces.

Available in light truck construction for harsher conditions, and passenger construction for a smoother ride.

FEATURES

Aggressive all-terrain tread design

- All-terrain traction with rugged good looks

Special wavy sipe arrangement

- Provides a smooth, comfortable ride
- Improves snow traction

Groove bottom siping

- More biting edges for increased traction

Open shoulder

- Maximises water evacuation for excellent all-terrain traction and stability

BENEFITS

SIZES

Passenger

60 Series

235/60R17 102H
285/60R18 120S

65 Series

255/65R16 109H
265/65R17 112S
275/65R17 115T

70 Series

215/70R15 98H
P225/70R15 100T*
P265/70R15 110S*
P215/70R16 99S
225/70R16 102S*
235/70R16 106T*
245/70R16 111S*
P255/70R16 109S*
265/70R16 112T*
P275/70R16 114S

75 Series

P205/75R15 97S*
P215/75R15 100S*
P225/75R15 102S*

Light Truck

70 Series

255/70R15C 112S
LT305/70R16 124Q*
LT265/70R17 121S*

75 Series

LT235/75R15 110S*
LT225/75R16 115Q
LT245/75R16 120Q*
LT265/75R16 119Q*
LT285/75R16 122Q*
LT295/75R16 123Q*
LT245/75R17 121S

80 Series

LT215/85R16 115Q
LT235/85R16 120Q

Other

LT30x9.5R15 104S*
LT31x10.5R15 109S*

*OWL = Outline White Lettering

OPEN COUNTRY H/T

The **OPEN COUNTRY H/T** is designed for the 4WD owner that drives primarily on sealed roads.

The casing and tread design offers excellent handling, low tread noise, long tread life and exceptional ride comfort.

FEATURES

Symmetric, non-directional tread design

- Enables cross rotation to reduce irregular wear
- Variable pitch tread blocks reduce noise generated between road and tyre

Two deep evacuation grooves

- Evacuates water for good all-season performance

Full-depth sipes

- Continues to function as tyre wears to assist with wet traction

Stability rib in shoulder area

- Reduces irregular wear

Multi-wave sipes

- Minimises irregular wear for a smooth, quiet ride
- Increase all-season traction

BENEFITS

SIZES

Passenger

55 Series

225/55R17 101H
235/55R18 104V
245/55R19 103S
255/55R19 111V

60 Series

215/60R16 95H
235/60R16 100H
235/60R17 102H
235/60R18 107V
255/60R18 112H
265/60R18 110H

65 Series

215/65R16 98H
255/65R16 109H
225/65R17 102H*
235/65R17 104H
P245/65R17 107H*
255/65R17 110H
265/65R17 112H*

65 Series (cont.)

275/65R17 115H*
225/65R18 103H
235/65R18 106H

70 Series

205/70R15 96H
P225/70R15 100T*
235/70R15 103S*
265/70R15 112T
215/70R16 100H
225/70R16 102T*
235/70R16 106T*
245/70R16 107S*
255/70R16 111S*
265/70R16 112H*
275/70R16 114H*

75 Series

P225/75R15 102S*
235/75R15 109S*

Light Truck

70 Series

LT245/70R17 119/116S
LT265/70R17 121/118S*

75 Series

225/75R16C 118/116S
LT245/75R16 120/116S*
LT265/75R16 123/120S*

80 Series

LT235/80R17 120/117S

85 Series

LT215/85R16 115/112S
LT235/85R16 120/116S*

Imperial

LT31X10.5R15 109S*

OPEN COUNTRY M/T

The **OPEN COUNTRY M/T** is a 4WD tyre designed to provide exceptional performance in muddy/soft terrain off-road conditions. Can also be used in competition rock climbing and competition 4WD racing.



FEATURES

Aggressive, attack tread design with hook shaped blocks

Open, scalloped shoulder blocks

Deep siping in the tread blocks

High turn-up, 3-ply polyester casing

BENEFITS

- Delivers excellent off-road traction and great on-road performance
- Bite into the ground and helps to eject mud, snow, and rocks while maintaining off-road traction
- Provides additional forward traction in deep mud
- Helps maintain grip on wet surfaces
- Strengthens tyre to provide excellent handling and durability while maintaining proper load capacity

SIZES

Light Truck

70 Series

LT305/70R16 124P
LT265/70R17 121P

75 Series

LT245/75R16 120P
LT265/75R16 123P
LT285/75R16 126P
LT315/75R16 121P

85 Series

235/85R16 120P

Imperial

33x12.50R15 108P
35x13.50R15 114Q
37x13.50R18 124Q
38x15.50R18 128Q

*Make sure that you regularly check your **tyre pressures** and don't forget the spare tyre too.*



PROXES S/T

The **PROXES S/T** is a low-profile, high performance tyre designed for SUVs and sport trucks.

The Proxes S/T utilises a double "V" directional tread pattern to prevent aquaplaning and a high ply turn-up and filler for sharp steering response.

FEATURES

Double "V-Shaped" tread grooves


Modern sidewall design

High ply turn-up and high filler casing

BENEFITS

- Evacuates water for good all-season performance
- Adds a sporty appearance
- Provides crisp steering response

*To have a longer use
& life out of our tyres,
we regularly have
tyre rotations done.*



SIZES

Passenger

45 Series

285/45R19 107V
275/45R20 110V

50 Series

P295/50R15 105H
285/50R20 116V

55 Series

275/55R20 117V

60 Series

P275/60R15 107H

PROXES S/T II

The **PROXES S/T II** is a low-profile, high performance tyre designed for SUVs, sport trucks and RVs.

The Proxes S/T II utilises a directional tread pattern to prevent aquaplaning and a high ply turn-up and filler for sharp steering response.

The Proxes ST II shares the latest features used on other Toyo passenger car radials such as "Silent Wall" main circumferential grooves to minimise tread noise and "Multi-Wave" sipes on the tread shoulder blocks to improve wet road grip while minimising feathering.

FEATURES

Computer optimised, unidirectional, all-season tread design

- Aggressive, modern design provides a good balance between wet traction and dry handling

Silent Wall™ technology

- Reduces pipe resonance, resulting in a quieter ride

Five variable pitch design on shoulder

- Reduces pattern noise

Linear grooving

- Lower pressure on the block edge for better wear and handling

Multi-wave sipes

- Minimise irregular wear for a smooth, quiet ride
- Increase all-season traction

SIZES

Passenger

35 Series

315/35R20 110W
265/35R22 102W
285/35R22 106W

40 Series

275/40R20 106W
295/40R20 106V
305/40R22 114V

45 Series

295/45R18 108V
275/45R19 108Y
295/45R20 114V
305/45R22 118V

50 Series

255/50R19 103V
265/50R20 111V
305/50R20 120V

55 Series

275/55R17 109V
255/55R18 109V

60 Series

275/60R16 109V
255/60R17 110V
275/60R17 110V
285/60R17 114V
255/60R18 112V
285/60R18 116V

65 Series

235/65R17 104V



TRANPATH M/T

The **TRANPATH M/T** is a directional mud tyre that provides exceptional traction in muddy conditions.

sports utility vehicle

TRANPATH M/T

FEATURES

Directional, high-void ratio tread pattern

- Exceptional bite and self-cleaning abilities in mud and other loose surfaces

Robust casing and belt package

- Excellent puncture resistance

High angle blocks in the tread centre

- Improved braking grip and reduced pattern noise

Tapered, multi-pitch blocks on the tread shoulders

- Minimised pattern noise on sealed roads

High grip tread compound

- High grip levels on sealed surfaces

BENEFITS

SIZES

Light Truck

31x10.5R15 109Q

*Did you know that correct wheel alignment can **improve vehicle handling**, increase tyre life and help you save on fuel consumption?*





M55

The **M55** is an all terrain tyre suited for both commercial and recreational vehicles.

Proven in mining applications to give increased life and puncture resistance over the competitors. This reliability allows for decreased down time and increased efficiency.

FEATURES

Aggressive lug and block tread design

- Provides solid handling and traction
- Self cleaning for wet and dry muddy conditions

Open shoulder design

- Maximises water evacuation for excellent all-terrain traction and stability

Wide steel belts

- Increased puncture resistance and longer tread life

SIZES

Light Truck

75 Series

225/75R16 115N
265/75R16 123N

Imperial

205R16 112N

85 Series

215/85R16 115N
235/85R16 120N



785

The **785** is designed primarily with the tradesman in mind.

With the robust casing construction, the 785 is able to handle the toughest of conditions while still offering high levels of response on sealed surfaces.

FEATURES

Wide steel belts with special tread compound

- Increased puncture resistance and longer tread life

Zig-zag groove and open shoulder lug tread

- Improves traction in wet and muddy conditions

Variable pitch block pattern with bridge bars

- Reduces road noise

SIZES

Light Truck

Imperial

205R16 112/110N

(8PR equivalent)



786

The **786** tyre offers the best of both worlds with superior on road handling for a 4WD tyre, and the features to be able to handle any off road conditions.



M65

The **M65** suits the driver who is doing extensive off road driving. Providing excellent flotation in mud and soft sand.

FEATURES

6 ply construction

- Commercial load carrying capacity and excellent casing durability

Steel breaker and high modulus tread compound

- Increased puncture resistance and longer tread life

Tread design with zig-zag grooves and open shoulder lugs

- Improves traction in wet and muddy conditions

Variable pitch block pattern with bridge bars

- Reduced road noise

SIZES

Light Truck

Imperial

215R15 109/107S

FEATURES

Aggressive, block tread pattern with high void ratio

- Outstanding traction in sand, mud and loose soil

Wear and cut resistant tread compound

- Resistance to wear, cutting and chipping even in severe conditions

Raised white lettering on sidewalls

- Attractive looks for style conscious SUV owners

Bridge bar between tread shoulder blocks

- Resistance to shoulder wear

SIZES

Light Truck

Imperial

27x8.50R14 94N



TRANPATH S/U

The **TRANPATH S/U** is an all-terrain SUV tyre designed to provide exceptional sealed road performance, as well as genuine off-road ability on wide range of surfaces.



M93MS

The **M93MS** is specifically designed with the commercial user in mind.

The **M93MS** is well suited to light truck owners working in construction, mining and exploration activities.

FEATURES

Wide, angled lateral shoulder grooves, widening at the tread shoulder

Cut-away on leading and trailing edge of centre-blocks

Design using DSOC II and CASPAN simulator software analysis

Rim protector

Single strand bead wire

BENEFITS

- Excellent evacuation on sealed roads
- Provides traction and self-cleaning in loose dirt, gravel and mud
- Reduced tread noise
- Superior handling without sacrificing ride comfort
- Protection from damage caused by rim crush and sidewall abrasion
- Improved uniformity

SIZES

Passenger

80 Series

205/80R16 104T*

FEATURES

Aggressive, self-cleaning tread pattern

Special mining tread compound (MS suffix)

Individual sipes in each tread block

Robust casing and belt package

BENEFITS

- Exceptional traction in muddy conditions
- Tread compound developed for mining application for longevity in harsh conditions
- Wet traction on sealed surfaces
- Excellent resistance to punctures and belt fractures

SIZES

Light Truck

Imperial

7.5R16 114/112N*

VERSADO CUV

The **VERSADO CUV** has been developed to provide high levels of grip, ride comfort, tread life and low tread noise, and low rolling resistance for modern SUVs and "crossover" vehicles that are used exclusively on sealed roads.

CROSS over

VERSADO CUV

FEATURES

Luxurious asymmetric, non-directional tread design

- Stylish all-season touring performance
- Enables cross rotation to reduce irregular wear

Large block & rib design on outside tread

- Enhances dry performance and cornering stability

Four wide circumferential grooves

- Evacuates water to improve wet traction

Open lateral slits

- Improve water drainage

Multi-wave sipes

- Minimise irregular wear for a smooth, quiet ride
- Increase all-season traction

BENEFITS

SIZES

Passenger

50 Series

235/50R18 97V
255/50R19 107V
245/50R20 102V

55 Series

225/55R18 98V
235/55R18 100V
255/55R18 109V
235/55R19 105V
245/55R19 103T

60 Series

235/60R17 102T
235/60R18 107H
245/60R18 105H

65 Series

235/65R17 102H
235/65R17 108V
235/65R18 106T

*For more information on
tyre maintenance and for the
latest products and sizes,
visit the specialists at
www.toyotires.com.au*



NOTES

Dotted lines for writing notes on page 24.

Dotted lines for writing notes on page 25.

TOYO TIRES
driven to perform

visit us at
www.toyotires.com.au

Dealer

Toyo Tyre & Rubber Australia Ltd