



DRIVING SOLUTIONS FOR PHYSICAL CHALLENGES



HOME CHALLENGES SOLUTIONS ABOUT US NEWS DEALERS USED VEHICLES SITEMAP

SOLUTIONS > DRIVING CONTROLS > INDICATORS & ACCESSORIES

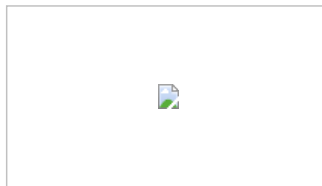
Indicators and Accessories

Like 0

It's not all about moving and stopping. Indication is essential for safe driving and accessory functions like headlight dip, windscreen wipers and climate control all need to be controlled with ease and safety.

PME Easyspin RF360

Our new-generation spinner knob vehicle accessory controller. This is the Ultimate one-handed steering device; operating to up to 20 vehicle accessories, from indicators to electric windows, from a comfortable spinner knob control unit.



PME Easyspin

The PME Easyspin is a wireless module allowing easy, one-handed control of indicators and other secondary functions such as headlights and horn. It can be incorporated with the PME Spinmaster or fitted independently to suit the client.




Hand control indicators

High involvement situations like freeway exits, roundabouts and lane merging, require a lot of control and concentration. When using hand controls, especially in these circumstances,




Accessory functions

Modifications include relocating switches and customising control configurations for windscreen wipers, electric windows, climate control, headlight dip and high beam to make them accessible to the driver.



Custom Indicators

PME can design custom systems to allow individuals with particularly unique requirements to indicate. These systems are designed and constructed on an individual basis and therefore differ in their complexity and method of operation. Past systems have involved relocating the indicators to the headrest, custom hand control set-ups and fingertip operated systems.



IN THIS SECTION

Driving Controls

Steering

Accelerating & Braking

Indicators & Accessories

Electronic Controls

Gearshift

Handbrake

Clutch

ELECTRONIC CONTROLS

The Space Drive is a suite of advanced electronic driving controls, which covers most functions.

[Click here to find out more.](#)

PME NEWS

Call us now: (02) 9482 2808



Experience

- ATSA Daily Living Expo 2013
- SCIA Independence Expo 2014
- Megan's Great MS Mowdown
- Bus Progress August 2012
- SCIA Independence Expo
- Health and Disability Assessments for Driving

PME FEATURES



CAN-AM SPYDER KIT

Get on your steel pony; motorcycle

riding is finally within reach for many people with disabilities

Can-Am Spyder Kit Parav

EXCEEDED EXPECTATIONS

I have had two performance cars modified by PME (VW Golf R32 and recently a Mitsubishi Lancer Evolution X). Both jobs were perform... [Read More](#)

SHORT STATURE SOLUTIONS

Thank you very much Bill and everyone else at PME who worked on my Honda Jazz.

I found your web site an invaluable source of information and... [Read More](#)

NOT A PROBLEM

I recently purchased a Chrysler Grand Voyager which was modified by the staff at PME to suit my needs as a C-5 quadriplegic. It involved the guys a... [Read More](#)

HELP AND SUPPORT

I would like to thank Bill at PM and all their employees for all their help and support in the modification of my vehicle. PM were very efficien... [Read More](#)

EXCLUSIVE DISTRIBUTORS IN AUSTRALIA & NZ FOR:



PME Auto Conversions is located in Hornsby Heights NSW and specialises in customised vehicle modifications for people with disability. Our expertise includes driving controls from hand controls and left foot accelerators up to high-end electronic mobility controls, as well as wheelchair access and transfer, for cars and vans, and more. We engineer modifications to cater for any form of physical handicap. Ultimately, PME provides options for people who are disabled, in any way, to enjoy 'Dynamic Living'.