


MOST LOVED EXTERIORS

Dulux
Silver Tea Set

Dulux
Lexicon® Half





Cover: Roof Colorbond® Shale Grey™

Harmonious Schemes

Moodboards have become a popular design tool, they help build a scheme that brings your vision to life.

By combining colours and textures you will gain confidence in your selection.




Colour Scheme 1 ▼			
	Black Caviar	Pewter Frame GR11	Flooded Gum GR12
Colour Scheme 2 ▼			
	Grid GR17	Tinker GR17	Highgate 8W
Colour Scheme 3 ▼			
	Jungle Cloak A227	Still A227	Pale Tendril Quarter A228
Colour Scheme 4 ▼			
	Bronze Fig A215	Colorbond® Monument® C29	Oyster Linen A215

Loved Schemes

Our dark greys and stronger tones make a confident statement, ideal for contemporary architecture or more traditional homes.

Utilise 2 or 3 harmonious colours to complement your home and bring together the desired look. Make a statement.



Terrace White 9W




Colorbond® Shale Grey™ C4




Wentworth A335




Vintage Beige N7



White Beach Quarter 25W



Carmen Miranda A88



Charmed White




Beige Calm N11



Domino GR10



Colorbond® Dune® C8



Feather Soft N12



Green Turquoise A296

For the Love of Colour

Sometimes the clever application of a splash of colour is all that is needed to lift your home to brand new heights. A neutral colour scheme can provide the

perfect backdrop for a bold front door, that welcomes visitors and provides a personal stamp on your home. Splash a little colour.



Colorbond®
Shale Grey™

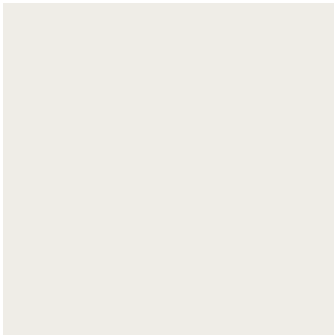
Dulux
Vivid White™

Dulux
Terrace White


Dulux
Wentworth




Popular Whites




Natural White™ 15W



Lexicon® Half 4W



Antique White U.S.A.® 16W



Snowy Mountains Half 3W



Beige Royal Half A192



Linseed A191




Colorbond® Woodland Grey® C23




Champignon



Vanilla Quake



Hammer Grey N5




Beige Antiquity N14




Tapestry Beige A167




Namadji® GR22



White Polar Quarter 2W



Grand Piano Half A204




Tuft A203

Loved Neutrals

Create balance with existing features by introducing warm neutral tones. Layered neutral shades can provide a flexible


base for a broad range of building styles and add depth to your home's character. Start your style with neutrals.




Grey Port N8




Winter Terrace N13




Colorbond® Night Sky® C25



Silver Tea Set N15



Lexicon® Quarter B11




Western Myall® GR23




Silkwort GR12




Stepney GR11




Lexicon® Half 4W



Lexicon® 6W



Tranquil Retreat GR24



Teahouse GR23

Greys & Greige

Ever popular grey and greiges (grey-beige) have emerged as the ideal mix of sophistication and natural beauty. They are so

versatile and their chameleon-like qualities make them suitable for almost every style of home. Explore the possibilities of grey.

Colorbond®
Night Sky®

Dulux
Silkwort




Traditional Homes

Celebrate and highlight the key elements that make your home special. Colours can reflect the unique architecture and valued heritage of your home and enhance its history.






Lime White




Jade Blue




Royal Blue




Pale Vellum




Sage Green




Deep Brunswick Green



Portland Stone



Regency White




Teal



Beige



Egyptian Red



Indian Red

We're Here For You

Our expert Help & Advice team are available to help you select colours and products for your next project.

Scan the QR Code or simply call 13 25 25



Find the Colour You'll Love

1

Collect a range of colour chips from your paint outlet or purchase a large A4 colour swatch on dulux.com.au

2

Using a Dulux Sample Pot is a great way to test colour at home with your lighting & finishes.

3

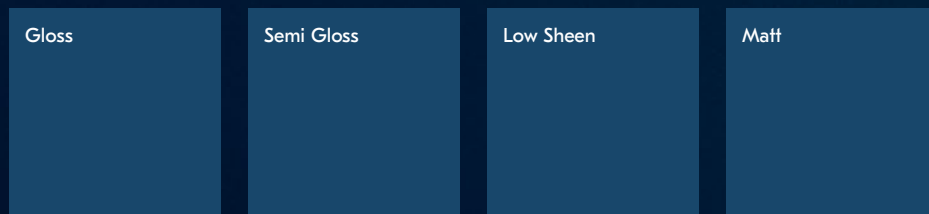
Looking for help to find the perfect scheme? Our Help & Advice team is available to call or chat via **13 25 25** or dulux.com.au.



Dulux Authentic Colour®



Here at Dulux we have been crafting some of Australia's most iconic paint colours for nearly a century. Only Dulux pigments mixed into Dulux Wash&Wear® and Dulux Weathershield® are designed to deliver a Dulux Authentic Colour® every time. So let's get started and Dulux can help you create a palette that's perfect for your home, inside & out.



Choose a sheen to finalise your colour journey.

Disclaimers

Colours shown are as close as possible to actual paint colours. Please note, due to limitations of the printing process, photographic and printed images may not represent the true colour. Always confirm your colour choice with Dulux Sample pots.

Registered Trade Mark Information

Dulux, Worth doing worth Dulux, Wash&Wear, Weathershield, Dulux Authentic Colour, Lexicon, Namadji, Western Myall and Antique White U.S.A. are registered trade marks of DuluxGroup (Australia) Pty Ltd., Vivid White and Natural White are a trade mark of DuluxGroup (Australia) Pty Ltd. Colorbond and the Colorbond colours are registered trade marks of Bluescope Steel Limited.



DUL-EXT 08/22