



Clean less. Live more.

Discover the next big thing in toilet technology

Caroma

caroma.com.au

inspire
Caroma

For more information call 13 14 16 or visit www.caroma.com.au

©Copyright 2016. Caroma Industries Ltd. ABN 35 000 189 499. All rights reserved. Material and design specifications subject to change without notice. Product colour reproduction is as near to actual product colour as production methods allow. Warning: Products in this brochure are the subject of registered designs and patents. ® is a registered trademark of Caroma Industries. This brochure relates to Australian products only and some product, design or specifications may differ in other countries.

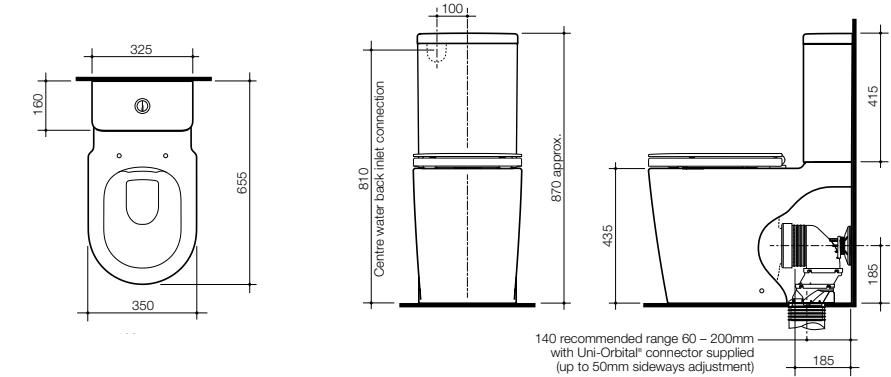


GWA
Bathrooms & Kitchens



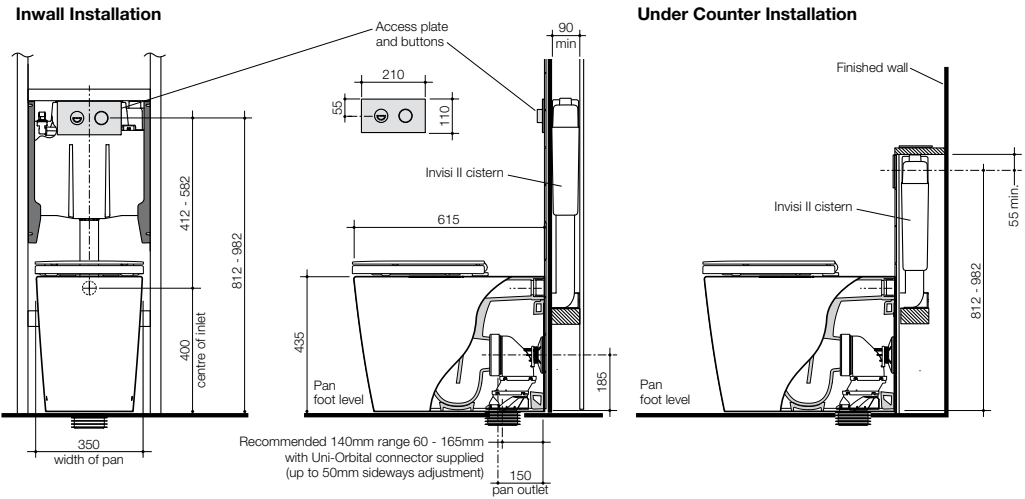
inspire
Caroma

caroma.com.au



All measurements are shown in millimetres unless otherwise stated.

Liano Cleanflush
Easy Height
Wall Faced Suite



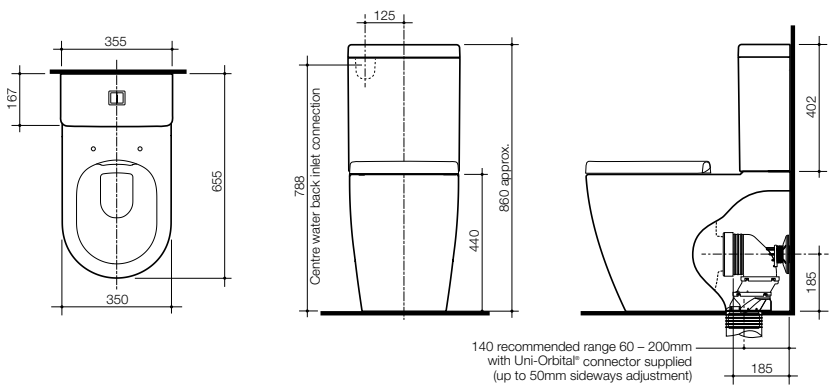
Liano Cleanflush
Easy Height
Invisi Series II
Wall Faced Suite



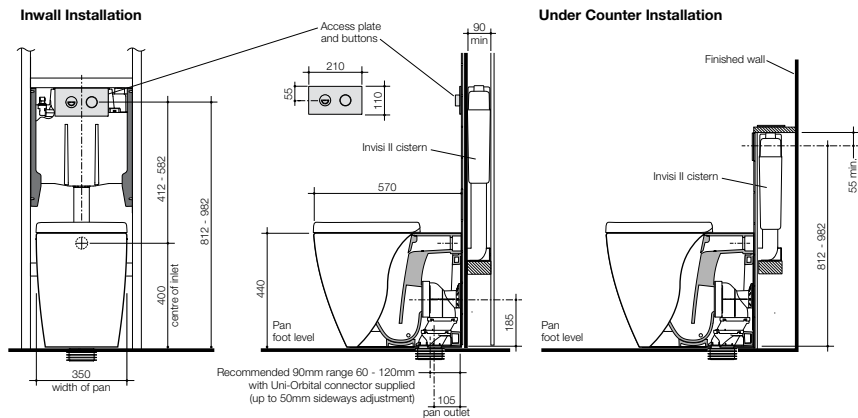
Product Lineup

Product	Code	WELS	Dimensions	Set Out
Toilet Suites				
Urbane Cleanflush Wall Faced Suite	Soft Close Seat Back Entry: 746300W Bottom Inlet: 746200W Standard Seat Back Entry: 746310W Bottom Inlet: 746210W	4 star rated 4.5/3L	860 high (to top of cistern) x 355 wide x 655 projection.	S Trap 60-200mm set out (140mm recommended) Up to 50mm of sideways adjustment with Uni-Orbital® Connector P Trap 185mm
Urbane Cleanflush Invisi Series II® Wall Faced Suite	Soft Close Seat ID, IC, IW, UC: 746100W Standard Seat ID, IC, IW, UC: 746110W	4 star rated 4.5/3L	440 high (pan height) x 350 wide x 570 projection.	S Trap 60-120mm set out (90mm recommended) Up to 50mm of sideways adjustment with Uni-Orbital® Connector P Trap 185mm
Liano Cleanflush Easy Height Wall Faced Suite	Soft Close Seat Back Entry: 766450W	4 star rated 4.5/3L	870 high (to top of cistern) x 350 wide x 655 projection.	S Trap 60-200mm set out (140mm recommended) Up to 50mm of sideways adjustment with Uni-Orbital® Connector P Trap 185mm
Liano Cleanflush Easy Height Invisi Series II® Wall Faced Suite	Soft Close Quick Release Seat ID, IC, IW, UC: 766350W	4 star rated 4.5/3L	435 high (pan height) x 350 wide x 615 projection.	S Trap 60-165mm set out (140mm recommended) Up to 50mm of sideways adjustment with Uni-Orbital® Connector P Trap 185mm

Product Lineup



Urbane Cleanflush
Wall Faced Suite



Urbane Cleanflush
Invisi Series II®
Wall Faced Suite

IT'S TIME...
TO COME CLEAN

We know you.
We've been in your bathroom.
For 75 years you've pressed our buttons, and turned us on.
Now it's time we took the next step together.

*it's time you came clean
... really clean.*

Announcing the latest Australian breakthrough innovation -
Caroma Cleanflush®, for a much cleaner clean.

The rimless bowl removes the hiding places for germs and
Caroma's latest flush & flow innovations give you
a more powerful whole bowl clean. So you spend less time
cleaning the toilet and more time with the family.

Now that presses your buttons, doesn't it!



CAROMA CLEANFLUSH®

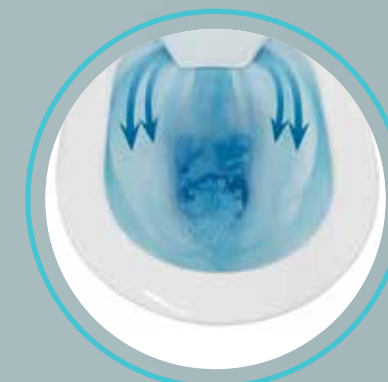
IS OUR MOST EFFECTIVE AND
HYGIENIC TOILET.

Its cleverly designed bowl combines with innovative flush
& flow technology, to create a cleaner clean every time.

By removing the rim of the bowl, there's now nowhere for
germs to hide. And by adding Caroma's flush and flow
features we've created a superior flushing performance
that delivers a cleaner clean for all Australians.



Powerful flush for
whole bowl clean



Controlled water flow
eliminates splash back



Precise flush stream
effectively clears the bowl



Hygienic rimless bowl means
no hidden nasties and makes
cleaning quick and easy

CAROMA CLEANFLUSH® FOR
URBANE

Products featured:
Urbane Cleanflush Wall Faced Toilet Suite,
Urbane Toilet Roll Holder, Urbane Wall Basin/Bath Mixer,
Urbane Inset Basin & Urbane 1675 Island Bath.

CAROMA CLEANFLUSH® FOR URBANE

Introducing the Caroma Urbane Collection – a combination of functionality and design unity, ideal for a range of tastes. The Collection includes toilets, basins, baths, taps, showers and accessories and embodies classic contemporary style with smooth curves and subtle accents.

Embracing a distinctly Australian style, the Urbane Collection demonstrates the technical and design ingenuity that has made Caroma a market leader for 75 years.

Balancing high performance with style and central to the Urbane Collection, the Urbane toilet suites achieve universal design to fit a range of bathroom spaces.

Features:

- Caroma Cleanflush® technology for the ultimate flushing performance and a more hygienic whole bowl clean
- Larger water surface area for improved cleansing performance
- Urbane Wall Faced Suites are supplied with Caroma's patented Uni-Orbital® Connector, ensuring unparalleled fit out flexibility, saving time and cost during installation
- WELS 4 star rated



Urbane Cleanflush
Wall Faced Suite



Urbane Cleanflush
Invisi Series II®
Wall Faced Suite

GET THE
LOOK

Reflecting the contemporary Australian lifestyle, the Urbane collection achieves a simple sophistication and enduring quality, making it a compelling choice for your home.



Products featured: (above)
Urbane Cleanflush Wall Faced Toilet Suite, Urbane Toilet Roll Holder,
Urbane Wall Basin/Bath Mixer, Urbane Inset Basin & Urbane 1675 Island Bath.

“Soothing white and pale tones unify the varying forms and textures within the bathroom. Inspired by nature, the space allows the user to comfortably and freely enjoy the clean uncomplicated space”

Marylou

Marylou Paino
Designer



Products featured:
Urbane Multifunction Rail Shower with Overhead (above),
Urbane Towel Ring (above right), Urbane Semi Recessed Basin
shown with Urbane Basin Mixer (right),
Laminex swatch Bleached Reed (above).



CAROMA CLEANFLUSH® FOR

LIANO

Products featured:

Liano Cleanflush Easy Height Invisi Series II® Wall Faced Suite shown with Invisi Series II Round Dual Flush Plate & Buttons - Neutrals Collection (Plastic) Black, Liano Nexus Basin Mixer, Liano Nexus 600 Wall Basin - Right Hand Shelf, Liano Nexus Bath / Shower Mixer, Liano Nexus Overhead Rain Shower Head, Liano Nexus Right Angle Shower Arm, Liano Nexus Hand Towel Ring & Liano Nexus Robe Hook.

CAROMA CLEANFLUSH® FOR LIANO

A signature architectural, minimalist style and timeless elegance defines the Liano design language. Featuring toilets, basins, baths, taps, showers and accessories and boasting sharp symmetrical lines, the Liano range works harmoniously as a complete bathroom collection.

The new Caroma Cleanflush® Liano toilet suites offer the ideal combination of contemporary style and seamless functionality, making them the perfect addition to any bathroom.

Features

- Caroma Cleanflush® technology for the ultimate flushing performance and a more hygienic whole bowl clean
- Larger water surface area for improved cleansing performance
- Liano Wall Faced Suites are supplied with Caroma's patented Uni-Orbital® Connector, ensuring unparalleled fit out flexibility, saving time and cost during installation
- Sleek and slim soft-close lid with a quick release mechanism allows for easy removal during cleaning
- Easy Height Toilet Suites have been designed with extra height to allow for easy transfer on/off the toilet
- WELS 4 star rated



**Liano Cleanflush
Easy Height
Wall Faced Suite**
Available mid 2016



**Liano Cleanflush
Easy Height Invisi Series II
Wall Faced Suite**
Available mid 2016

GET THE
LOOK

Designed to impress, Liano features a refined and considered approach with deceptively simple detailing. Liano showcases the very latest in design and bathroom aesthetics, making it the perfect collection for any home.



Go to
caroma.com.au
to view the new
coloured and
metallic Invisi
Series II® button
options

Products featured: (above)
Liano Cleanflush Easy Height Invisi Series II® Wall Faced Suite shown with Invisi Series II Round Dual Flush Plate & Buttons - Neutrals Collection (Plastic) Black, Liano Nexus Basin Mixer, Liano Nexus 600 Wall Basin - Right Hand Shelf, Liano Nexus Bath / Shower Mixer, Liano Nexus Overhead Rain Shower Head, Liano Nexus Right Angle Shower Arm, Liano Nexus Hand Towel Ring & Liano Nexus Robe Hook.



“Fusing a sharper, more symmetrical design, the Liano Collection is a striking must. The integration of matte black tapware and accessories makes a bold statement in any bathroom.”

David Giorgio
Caroma Design Team Manager



Products featured:
Liano Nexus Black Basin Mixer (top), Liano Nexus Multifunction Rail Shower with Overhead (top right), Liano 1675 Freestanding Bath, Liano Nexus Black Wall Basin/Bath Mixer matched with Liano Nexus Angled Wall Basin/Bath Outlet (above).