

# SATURN

COLLECTION



*Stands out from the crowd,  
blends in with the home*

**CLIPSAL**

by Schneider Electric

---

## Let the Sleek Look of Clipsal Saturn Define Your Sense of Style

Clipsal Saturn is a premium range of architecturally designed electrical accessories. Especially appealing to those who desire the latest styles and fashions.

The entire range has set new standards in home electrical accessories - offering switch and accessory design that is unlike any other 250V electrical accessory range on the market.

Clipsal Saturn is specifically designed to offer a seamless electrical solution for your home in Ocean Mist, Espresso Black and Pure White colour variants.

When you see the diversity of the Clipsal Saturn Range you'll be amazed how it will complement every room of your home. Going beyond just wall switches and power outlets, the Clipsal Saturn Range offers a complete electrical accessory solution that gives superior functionality while enhancing your décor.

## Clipsal Saturn – Pioneering Push Button Technology

Clipsal is proud to be the first company in Australia to introduce innovative round push button design with their stunning range of Saturn 250V Wall Switches.

Clipsal Saturn's revolutionary push button technology gives you smooth reliable operation at the touch of a button, while incorporating inspirational architectural design.

Clipsal Saturn combines function, beauty and technology to create the most innovative and desirable push button switches on the Australian market.





*Stands out from the crowd,  
blends in with the home*

*A Reflection of Your Style*



# Clipsal Saturn Wall Switches

You'll love the luxurious look and feel of Clipsal Saturn wall switches, providing your home with a seamless style that is bound to turn heads. Clipsal Saturn wall switches will accommodate up to six individual switches and will complement any modern interior design.

Compared with other wall switches on the market, Clipsal Saturn wall switches are unique, offering silky smooth push button operation and an architecturally designed glass look fascia that not only looks great, but also is a breeze to clean.

## Clipsal Saturn LED and Labelling Options

Too often when we need to turn a light on in the middle of the night we're left scrambling in the dark trying to find the wall switch. This scenario is not only difficult but could be potentially hazardous.

Whether you require a pilot light to find a wall switch in the dark or an indicator light to tell you which switch is in operation – Clipsal Saturn has it covered with subtle, 'soft glow' LED options.



## Clipsal Saturn Labelling

Clipsal Saturn switches are now also available with the option of handy labelled buttons, making it easy to know what each button does.

### LABELLED BUTTON CAP PACK OPTIONS

2 X KITCHEN	2 X BATH	2 X GARAGE
1 X BED	2 X GARDEN	2 X FAMILY
1 X BED 1	6 X FAN	2 X DINING
1 X BED 2	6 X LIGHT	2 X OUTSIDE
1 X BED 3	6 X HEAT	2 X SENSOR
1 X BED 4	2 X ENTRY	2 X TOILET
1 X STUDY	2 X LAUNDRY	10 X CATS EYE BUTTON CAPS.
2 X EXHAUST	2 X LOUNGE	

# Clipsal Saturn Switched Sockets

Family, food, friends and fun are the perfect recipe in any modern kitchen. The stunning Clipsal Saturn Range is the ideal addition to complement and enhance this busy social hub in the home.

Clipsal Saturn Switched Sockets are 250V power outlets that allow the operation of all 250V electrical appliances.

Although Clipsal Saturn switched sockets work the same as a standard power outlet, the eye catching architectural design is far from standard. They will suit any modern home, blending beautifully with chrome, stainless steel and glass splash backs.



# Quad Switched Socket

If you require multiple power outlets the Quad Switched Socket is the perfect option. Incorporating Clipsal Saturn's great looks with the convenience of a quad power outlet.

The Quad Switched Socket is ideal for providing power to the home entertainment system, kitchen appliances and anywhere you require multiple power outlets.

The benefit of extra spacing between the centre outlets makes it ideal for plug chargers.









## Clipsal Saturn Fan Controllers

The Clipsal Saturn Fan Controller enables the user to enjoy the comforts of climate controlled surroundings, whilst matching the stylish elegance of the Saturn Switch Plate Range. Sleek and stylish looks give you complete airflow control without compromise.

Combine with Clipsal Ceiling Sweep Fans. Example shown is part of a growing range of three, four and five blade fans in white, metallic or stainless steel finishes.



## Clipsal Saturn Dimmers

The living room is one part of the house that has many moods. Whether you require soft light while relaxing watching a movie, or full light while playing with the kids - Clipsal Saturn Dimmers will set the right mood any time of the day.

Clipsal Saturn Dimmers' sleek, stylish, looks give you complete lighting control without compromising your home's style. They'll also give you the advantage of energy efficiency, saving you money on power bills, while helping to save the planet.

*Turn the Lights  
down low*

# ACCESSORIES

## *Accessories*

### Communication Wall Plates

The stunning Clipsal Saturn Range extends beyond just wall switches and power outlets. Clipsal Saturn Communication wall plates are architecturally designed, giving you easy access to television, audio, phone, computer, and the internet without compromising on looks.



### Television and Audiovisual

Set the scene by incorporating all the right TV and audio connectors. Incorporate Clipsal's Foxtel approved TV mechanism, data jacks or HDMI connectors into Saturn Communication wall plates.



### Clipsal Saturn Cooker Switches

Increase your home safety in style with the Clipsal Saturn Push Button Cooker Switch. The Clipsal Saturn Push Button Cooker Switch is the ideal option for isolating power to your electric bench-top cooker.

Now a safety requirement in all Australian States, the Clipsal Saturn Push Button Cooker Switch will isolate power to your bench top cooker in an area that is convenient but out of the way from kitchen traffic.

It also makes the perfect additional safety feature for cleaning on and around electric bench top cookers.



*A Switch for  
Every Application.*





## Take the hard work out of interior selection

Unique to the building industry, Synergi Solutions is the brainchild of Clipsal, Caroma and Gainsborough Hardware – Australia's best in electrical, bathroom and door hardware. Designed to take the hard work out of the interior selection process Synergi Solutions provides all the benefits of pre-coordinated style, shape, colour and material coordination from your own interior designer.

Choosing the best quality, selecting complementary materials and finish, and coordinating the design can be confusing and time consuming. Each partner has released a range of coordinated products that combine perfectly to ensure complementary styles, seamless colour matching and unrivalled quality throughout your home.

**CLIPSAL**  
by Schneider Electric

caroma®

*Gainsborough*  
fine quality door hardware



#### **CLIPSAL**

Clipsal, Australia's market leaders in electrical, have released an innovative glass-look switch and socket range called Saturn. Architecturally designed it appeals to anyone desiring the latest contemporary style. Available in Ocean Mist, Espresso Black and Pure White colour variants to blend in beautifully in a contemporary home environment.

#### **CAROMA**

As Australia's leading bathroom brand, Caroma can help you create your perfect bathroom. It's the stand-out fixtures that stamp the style of a bathroom; the basin, the toilet suite, the shower, the taps or mixers, the bath or spa. Finding the right balance between stunning appearance and sustainable performance is not always

easy. The Caroma selection offers a total bathroom solution including a toilet suite, basin, tap ware and accessories designed to complement the Synergi Solutions Collection.

#### **GAINSBOROUGH HARDWARE**

Gainsborough Hardware have been designing, manufacturing and supplying door hardware for over 30 years. Renowned for their fine quality door furniture, Gainsborough have created an exclusive range of premium door furniture, including levers and entrance sets and decorative door handles that match perfectly with the Synergi Solutions Collection.

Get the look now, log on to  
[www.synergisolutions.com.au](http://www.synergisolutions.com.au)

# STYLES & COLOURS

## *Clipsal Saturn Colours will Set the Scene*

The Clipsal Saturn Range of colours will blend in beautifully with any home environment. Whether your style is modern and minimal or classic and cosy, the Clipsal Saturn Range will create a seamless look and feel throughout your home.

The Clipsal Saturn Range is available in:

Ocean Mist - **OM**  
Espresso Black - **EB**  
Pure White - **PW**

*Stands out from the crowd*

## *Clipsal Saturn Accessories*

The stunning Clipsal Saturn Range extends beyond just wall switches and power outlets. Clipsal Saturn Communication wall plates are architecturally designed, giving you easy access to television, audio, phone, computer, and the internet without compromising on looks.

### SWITCH GRID PLATES AND COVERS

Accepts **60PB** & **60PBL** push button mechanisms

**4061VH** Grid and cover assembly 1 gang less mech  
**4062VH** Grid and cover assembly 2 gang less mech  
**4062HV** Grid and cover assembly 2 gang less mech (horizontal aperture orientation)  
**4063VH** Grid and cover assembly 3 gang less mech  
**4064VH** Grid and cover assembly 4 gang less mech  
**4065VH** Grid and cover assembly 5 gang less mech  
**4066VH** Grid and cover assembly 6 gang less mech

### SWITCH COVERS

Switch Covers Only - Saturn 4000 series

NOTE: 4060PB series covers suit both led & non-led variants.

**4060VXC** Switch cover - blank  
**4061PBC** Switch cover 1 gang  
**4062PBC** Switch cover 2 gang  
**4062PBHC** Switch cover 2 gang (horizontal aperture orientation)  
**4063PBC** Switch cover 3 gang  
**4064PBC** Switch cover 4 gang  
**4065PBC** Switch cover 5 gang  
**4066PBC** Switch cover 6 gang

### ARCHITRAVE MODELS

**4061** Grid and cover assembly 1 gang less mech  
**4062** Grid and cover assembly 2 gang less mech

### ARCHITRAVE SWITCH COVERS

**4001C** Switch Cover 1 Gang  
**4002C** Switch Cover 2 Gang

### ELECTRIC RANGE (COOKER) SWITCH COVERS

**4061/45C** Cooker switch cover, suits both 40A & 45A models

### PUSH BUTTON SWITCH MECHANISMS

**60PB** Switch Mechanism, 20A/16AX, 250V a.c.  
**60PBL** Switch Mechanism with LED, 20A/16AX, 250V a.c.

### INTERMEDIATE MECHANISMS

**60PBI** Intermediate Push Button Mechanism, 10AX, 250V a.c.

### ROCKER SWITCH MECHANISMS

(Suit 4030 Series range)

**30MD, 3A** Double Pole Switch Mechanism, 10A, 250V a.c.  
**30MI, 3A** Intermediate Switch Mechanism, 10A, 250V a.c.  
**30M, 3A** Single Pole Switch Mechanism, 10A, 250V a.c.

### FAN CONTROLLER

**30CSFM** Fan Speed Controller Mechanism, 3 Speed, 75VA, 250V a.c.  
**32E500FM** Fan Speed Controller Mechanism, Electronic, 500W, 250V a.c.

### DIMMER MECHANISMS

**4062E450UDM** Dimmer Universal Mechanism, 450W, 250V a.c.

### LABELLED BUTTON CAPS

**60PBC**  
2 X KITCHEN      6 X FAN                      2 X OUTSIDE  
1 X BED            6 X LIGHT                    2 X SENSOR  
1 X BED 1        6 X HEAT                    2 X TOILET  
1 X BED 2        2 X ENTRY                    1 X STUDY  
1 X BED 3        2 X LAUNDRY                10 X CAT'S EYE CAPS  
1 X BED 4        2 X LOUNGE  
2 X EXHAUST    2 X GARAGE  
2 X BATH         2 X FAMILY  
2 X GARDEN     2 X DINING

### SOCKET COVERS AND SURROUNDS

**4015C** Cover Power Outlet Single  
**4025C** Cover Power Outlet Double (suits both 4025 & 4025X)  
**4025H2C** Cover Power Outlet Quad  
**4000H2** Surround Two Gang Horizontal

### MOUNTING FRAMES

**4000VH1** Mounting frames - available in Black, Cream, Desert Sand, Soft Grey and White

### COMMUNICATION PLATES

**4031VH** Communication plate 1 gang  
**4032VH** Communication plate 2 gang  
**4033VH** Communication plate 3 gang  
**4034VH** Communication plate 4 gang  
**4036VH** Communication plate 6 gang

Accepts the following:

**30PFM** TV mechanism - Foxtel approved  
**30FFPFMS** TV mechanism - Normal  
**30RJ45MA6** Cat 6 RJ45 Data Socket  
**30HDMI** HDMI mechanism  
**30BCBM** Speaker Connector (Black)  
**30BCRM** Speaker Connector (Red)  
**30FAV Series** RCA Connectors - available in Black, Red, White, Yellow, Green, Blue & Orange

D I M M E R S



**4062E450UD,OM**  
Dimmer, Universal, Rotary Control, Separately Switched. 2 Gang Grid Switch and Dimmer Assembly, Ocean Mist. 220-240Vac, 450W.



**4062E450UDN,OM**  
Dimmer, Universal, Rotary Control, Separately Switched, c/w LED Status Indicator. 2 Gang Grid Switch and Dimmer Assembly, Ocean Mist. 220-240Vac, 450W.



**4061PB,OM**  
Push-button Switch, 1 gang, Push-button, Ocean Mist, 20A/16AX, 250V a.c.



**4062PBH,OM**  
Push-button Switch, 2 gang, Push-button, Ocean Mist, Horizontal mech, 20A/16AX, 250V a.c.



**4062PB,OM**  
Push-button Switch, 2 gang, Push-button, Ocean Mist, 20A/16AX, 250V a.c.



**4063PB,OM**  
Push-button Switch, 3 gang, Push button, Ocean Mist, 20A/16AX, 250V a.c.



**4064PB,OM**  
Push-button Switch, 4 gang, Push button, Ocean Mist, 20A/16AX, 250V a.c.



**4062E450UD,EB**  
Dimmer, Universal, Rotary Control, Separately Switched. 2 Gang Grid Switch and Dimmer Assembly, Espresso Black. 220-240Vac, 450W.



**4062E450UDN,EB**  
Dimmer, Universal, Rotary Control, Separately Switched, c/w LED Status Indicator. 2 Gang Grid Switch and Dimmer Assembly, Espresso Black. 220-240Vac, 450W.



**4061PB,EB**  
Push-button Switch, 1 gang, Push-button, Espresso Black, 20A/16AX, 250V a.c.



**4062PBH,EB**  
Push-button Switch, 2 gang, Push-button, Espresso Black, Horizontal mech, 20A/16AX, 250V a.c.



**4062PB,EB**  
Push-button Switch, 2 gang, Push-button, Espresso Black, 20A/16AX, 250V a.c.



**4063PB,EB**  
Push-button Switch, 3 gang, Push-button, Espresso Black, Horizontal mech, 20A/16AX, 250V a.c.



**4064PB,EB**  
Push-button Switch, 4 gang, Push button, Espresso Black, 20A/16AX, 250V a.c.



**4062E450UD,PW**  
Dimmer, Universal, Rotary Control, Separately Switched. 2 Gang Grid Switch and Dimmer Assembly, Pure White. 220-240Vac, 450W.



**4062E450UDN,PW**  
Dimmer, Universal, Rotary Control, Separately Switched, c/w LED Status Indicator. 2 Gang Grid Switch and Dimmer Assembly, Pure White. 220-240Vac, 450W.



**4061PB,PW**  
Push-button Switch, 1 gang, Push-button, Pure White, 20A/16AX, 250V a.c.



**4062PBH,PW**  
Push-button Switch, 2 gang, Push-button, Pure White, Horizontal mech, 20A/16AX, 250V a.c.



**4062PB,PW**  
Push-button Switch, 2 gang, Push-button, Pure White, 20A/16AX, 250V a.c.



**4063PB,PW**  
Push-button Switch, 3 gang, Push button, Pure White, Horizontal mech, 20A/16AX, 250V a.c.




**4064PB,PW**  
Push-button Switch, 4 gang, Push button, Pure White, 20A/16AX, 250V a.c.

C O M M U N I C A T I O N W A L L P L A T E S



**4031VH,OM**  
Vertical/Horizontal 1 gang grid and plate assembly, Ocean Mist



**4032VH,OM**  
Vertical/Horizontal 2 gang grid and plate assembly, Ocean Mist



**4033VH,OM**  
Vertical/Horizontal 3 gang grid and plate assembly, Ocean Mist



**4034VH,OM**  
Vertical/Horizontal 4 gang grid and plate assembly, Ocean Mist



**4036VH,OM**  
Vertical/Horizontal 6 gang grid and plate assembly, Ocean Mist



**4061AL,OM**  
Architrave Switch Plate, 1 gang, Ocean Mist, 20A/16AX, 250V a.c.



**4062AL,OM**  
Architrave Switch Plate, 2 gang, Ocean Mist, 20A/16AX, 250V a.c.



**4031VH,EB**  
Vertical/Horizontal 1 gang grid and plate assembly, Espresso Black



**4032VH,EB**  
Vertical/Horizontal 2 gang grid and plate assembly, Espresso Black



**4033VH,EB**  
Vertical/Horizontal 3 gang grid and plate assembly, Espresso Black



**4034VH,EB**  
Vertical/Horizontal 4 gang grid and plate assembly, Espresso Black



**4036VH,EB**  
Vertical/Horizontal 6 gang grid and plate assembly, Espresso Black



**4061AL,EB**  
Architrave Switch Plate, 1 gang, Espresso Black, 20A/16AX, 250V a.c.



**4062AL,EB**  
Architrave Switch Plate, 2 gang, Espresso Black, 20A/16AX, 250V a.c.



**4031VH,PW**  
Vertical/Horizontal 1 gang grid and plate assembly, Pure White



**4032VH,PW**  
Vertical/Horizontal 2 gang grid and plate assembly, Pure White



**4033VH,PW**  
Vertical/Horizontal 3 gang grid and plate assembly, Pure White



**4034VH,PW**  
Vertical/Horizontal 4 gang grid and plate assembly, Pure White



**4036VH,PW**  
Vertical/Horizontal 6 gang grid and plate assembly, Pure White



**4061AL,PW**  
Architrave Switch Plate, 1 gang, Pure White, 20A/16AX, 250V a.c.



**4062AL,PW**  
Architrave Switch Plate, 2 gang, Pure White, 20A/16AX, 250V a.c.

A R C H I T R A V E

## LED PUSH - BUTTON SWITCHES



**4061PBL,OM**  
Push-button Switch, 1 gang, Push-button, LED, Ocean Mist, 20A/16AX, 250V a.c.



**4062PBHL,OM**  
Push-button Switch, 2 gang, Push-button, LED Horizontal mech, Ocean Mist, 20A/16AX, 250V a.c.



**4062PBL,OM**  
Push-button Switch, 2 gang, Push-button, LED, Ocean Mist, 20A/16AX, 250V a.c.



**4063PBL,OM**  
Push-button Switch, 3 gang, Push-button, LED, Ocean Mist, 20A/16AX, 250V a.c.



**4064PBL,OM**  
Push-button Switch, 4 gang, Push-button, LED, Ocean Mist, 20A/16AX, 250V a.c.



**4065PBL,OM**  
Push-button Switch, 5 gang, Push-button, LED, Ocean Mist, 20A/16AX, 250V a.c.



**4066PBL,OM**  
Push-button Switch, 6 gang, Push-button, LED, Ocean Mist, 20A/16AX, 250V a.c.



**4061PBL,EB**  
Push-button Switch, 1 gang, Push-button, LED, Espresso Black, 20A/16AX, 250V a.c.



**4062PBHL,EB**  
Push-button Switch, 2 gang, Push-button, LED, Horizontal mech, Espresso Black, 20A/16AX, 250V a.c.



**4062PBL,EB**  
Push-button Switch, 2 gang, Push-button, LED, Espresso Black, 20A/16AX, 250V a.c.



**4063PBL,EB**  
Push-button Switch, 3 gang, Push-button, LED, Espresso Black, 20A/16AX, 250V a.c.



**4064PBL,EB**  
Push-button Switch, 4 gang, Push-button, LED, Espresso Black, 20A/16AX, 250V a.c.



**4065PBL,EB**  
Push-button Switch, 5 gang, Push-button, LED, Espresso Black, 20A/16AX, 250V a.c.



**4066PBL,EB**  
Push-button Switch, 6 gang, Push-button, LED, Espresso Black, 20A/16AX, 250V a.c.



**4061PBL,PW**  
Push-button Switch, 1 gang, Push-button, LED, Pure White, 20A/16AX, 250V a.c.



**4062PBHL,PW**  
Push-button Switch, 2 gang, Push-button, LED Horizontal mech, Pure White, 20A/16AX, 250V a.c.



**4062PBL,PW**  
Push-button Switch, 2 gang, Push-button, LED, Pure White, 20A/16AX, 250V a.c.



**4063PBL,PW**  
Push-button Switch, 3 gang, Push-button, LED, Pure White, 20A/16AX, 250V a.c.



**4064PBL,PW**  
Push-button Switch, 4 gang, Push-button, LED, Pure White, 20A/16AX, 250V a.c.



**4065PBL,PW**  
Push-button Switch, 5 gang, Push-button, LED, Pure White, 20A/16AX, 250V a.c.



**4066PBL,PW**  
Push-button Switch, 6 gang, Push-button, LED, Pure White, 20A/16AX, 250V a.c.

## SWITCHED SOCKETS



**4015,OM**  
Single Gang Switched Socket, 250V, 10A, Ocean Mist



**4015L,OM**  
Single Gang Switched Socket, 250V, 10A, Ocean Mist



**4025,OM**  
Power outlet double, 250V, 10A, Ocean Mist



**4025X,OM**  
Power outlet double, 250V, 10A, extra switch, Ocean Mist



**4025H2,OM**  
Power outlet, 4 gang, 250V, 10A, (2 x double), Ocean Mist



**4015,EB**  
Single Gang Switched Socket, 250V, 10A, Espresso Black



**4015L,EB**  
Single Gang Switched Socket, 250V, 10A, Espresso Black



**4025,EB**  
Power outlet double, 250V, 10A, Espresso Black



**4025X,EB**  
Power outlet double, 250V, 10A, extra switch, Espresso Black



**4025H2,EB**  
Power outlet, 4 gang, 250V, 10A, (2 x double), Espresso Black



**4015,PW**  
Single Gang Switched Socket, 250V, 10A, Pure White



**4015L,PW**  
Single Gang Switched Socket, 250V, 10A, Pure White



**4025,PW**  
Power outlet double, 250V, 10A, Pure White



**4025X,PW**  
Power outlet double, 250V, 10A, extra switch, Pure White



**4025H2,PW**  
Power outlet, 4 gang, 250V, 10A, (2 x double), Pure White

## COOKER SWITCHES



**4061/45,OM**  
Single Pole, 45A, Push-button, Cooker Switch, Ocean Mist



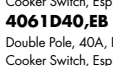
**4061/45,EB**  
Single Pole, 45A, Push-button, Cooker Switch, Espresso Black



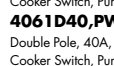
**4061/45,PW**  
Single Pole, 45A, Push-button, Cooker Switch, Pure White



**4061D40,OM**  
Double Pole, 40A, Push-button, Cooker Switch, Ocean Mist



**4061D40,EB**  
Double Pole, 40A, Push-button, Cooker Switch, Espresso Black



**4061D40,PW**  
Double Pole, 40A, Push-button, Cooker Switch, Pure White

## FAN CONTROLLERS



**4061VF3CSF, OM**  
Fan Speed Controller, 3 Speed, Ocean Mist, 250V a.c., 75VA.



**4061VF3CSF, EB**  
Fan Speed Controller, 3 Speed, Espresso Black, 250V a.c., 75VA.



**4061VF3CSF, PW**  
Fan Speed Controller, 3 Speed, Pure White, 250V a.c., 75VA.



*blends in  
with  
the home*


## Clipsal Saturn Care Instructions

*A Little Care Goes a Long Way*

Caring for your Clipsal Saturn accessories is easy and will enable you to enjoy Clipsal Saturn's style for many years to come.

Simply wipe down the Clipsal Saturn fascia with a non-abrasive, warm damp cloth.

Although the entire Clipsal Saturn Range is manufactured from durable scratch and chemical resistant materials, please avoid using chemical cleaners.



## Clipsal Powerhouse Display Centres

Clipsal Powerhouse open  
9am to 5pm Monday to  
Friday. Visits and Clipspec  
consultations available by  
appointment only.

**SA**  
6/69 Sir Donald Bradman Drive  
HILTON SA 5033  
Ph: (08) 8161 0751

**NSW**  
4/142 James Ruse Drive  
ROSEHILL NSW 2142  
Ph: (02) 9891 6522

**WA**  
55 Salvado Road  
SUBIACO WA 6008  
(located in Home Base Expo)  
Ph: (08) 9347 3570

**VIC**  
83-89 Queens Parade  
NORTH FITZROY VIC 3068  
Ph: (03) 9207 3200

**TAS**  
Unit 23/24 Innocent Street  
KINGS MEADOWS TAS 7249  
(located in Home Ideas Centre)  
Ph: (03) 6335 8808

**QLD**  
Ground Level, 80 Schneider Road,  
EAGLE FARM QLD 4009  
Ph: (07) 3635 7486

### Clipsal Australia Pty Ltd

*A member of Schneider Electric*

#### Head Office

33-37 Port Wakefield Road,  
Gepps Cross, South Australia 5094

Website [clipsal.com](http://clipsal.com)

Contact us [clipsal.com/feedback](http://clipsal.com/feedback)

**National Customer Care Enquiries:**  
**1300 2025 25**

**National Customer Care Facsimile:**  
**1300 2025 56**

**International Enquiries**  
**International Sales and Marketing**  
Email [export@clipsal.com.au](mailto:export@clipsal.com.au)

**Schneider Electric (NZ) Ltd**  
38 Business Parade South, Highbrook,  
East Tamaki, Manukau 2013,  
NEW ZEALAND

Telephone + 64 9 829 0490  
Facsimile + 64 9 829 0491  
Website [www.schneider-electric.co.nz](http://www.schneider-electric.co.nz)

**Clipsal Customer Care**  
Freephone 0800 652 999  
Freefax 0800 101 152  
Email [sales@nz.schneider-electric.com](mailto:sales@nz.schneider-electric.com)  
Website [www.clipsal.co.nz](http://www.clipsal.co.nz)

You can find this brochure and many others  
online in PDF format at: [clipsal.com](http://clipsal.com)

Follow the links off the home page or access  
the following page directly:  
[clipsal.com/brochures](http://clipsal.com/brochures)

[clipsal.com](http://clipsal.com)

Clipsal Australia Pty Ltd reserves the right to change  
specifications, modify designs and discontinue items  
without incurring obligation and whilst every effort is  
made to ensure that descriptions, specifications and  
other information in this catalogue are correct, no  
warranty is given in respect thereof and the company  
shall not be liable for any error therein.