

# ESSENTIAL checklist

Issue 14

The essential guide to creating your home electrical plan

Life Is ™

We create technology that brings your home to life.

**Personal Project Planner**  
to help you create a design to  
perfectly suit your lifestyle.

**Clipsal iSelect**  
Explore the possibilities  
on your iPad!

**Your step-by-step**  
guide to creating the  
perfect electrical plan for your home.

RRP \$9.95

[clipsal.com](http://clipsal.com)

Australia's best electricians are only a click away.

 **CLIPSAL**®

by Schneider Electric

# Clipsal, the community, our environment... and you.



**Established in 1920, Clipsal by Schneider Electric is Australia's number one brand of electrical products, accessories and solutions. Clipsal has successfully evolved and grown from its Adelaide base by supporting the local economy and providing products manufactured right here in Australia.**

Clipsal is dedicated to supplying you with the most innovative and sustainable solutions available. As a brand of Schneider Electric, The Global Specialist in Energy Management™, Clipsal provides a total electrical solution for any project or application.

Schneider Electric's commitment to Australia and New Zealand is a \$1.3 billion investment, employing 4,000 people with factories in Adelaide, Benalla (VIC), Brisbane and Christchurch as well as research and development centres in Adelaide, Brisbane, Sydney and Christchurch.

On a global scale, Schneider Electric's world presence is immense. Based in Rueil-Malmaison in France, it employs more than 150,000 people in more than 100 countries. There are 200 factories around the world and research and development centres in 25 countries.

At Clipsal, we offer an ever expanding range of energy-efficient products and solutions that will help you achieve extra savings and convenience. Passionate about energy management and the environment, we ensure that we not only comply with all environmental and waste management policies and guidelines, but in many cases exceed them.

Clipsal also boasts a proud history of community involvement and support. This currently extends to sponsorship of the Clipsal 500 V8 Supercars race and the Julian Burton Burns Trust, with 50 cents from every Clipsal Smoke Alarm sold donated to this very worthy cause. In addition to this, the Clipsal Community Grants Program manages the distribution of substantial funds raised for the wider community.





# Bring your home to life

Your home is more than four walls; it is a living, breathing space.

The sanctuary where your journey unfolds and evolves.

A place for every mood and any occasion.

Your home is full of life, love, laughter, family, friends and fun.

We help adapt your home to the rhythm of your life.

We provide ingeniously designed solutions to enhance your life.

We create technology that brings your home to life.

Life Is ™

# ESSENTIAL checklist

Clipsal's Essential Checklist provides you with hundreds of electrical solutions designed to enhance your lifestyle and complement your home.

From safety and security to convenience and style, you can be sure to find something that is perfect for you. Our range of energy-efficient products and solutions will help save you money by reducing your energy consumption, while assisting to preserve our planet.

## contents

### Clipsal Helps You Create Your Electrical Plan

- 8 **The Step-by-Step Guide**
- 9 **Essential Questions**
- 10 **Download Clipsal iSelect**
- 12 **Visit Your Local Clipsal Powerhouse**
- 13 **Book a Clipspec™ Consultation**

### Lifestyle Inspiration Room by Room

- 14 Entrance and Home Security
- 16 Family Room
- 20 Kitchen
- 24 Home Theatre
- 26 Study
- 28 Bedroom
- 32 Bathroom
- 36 Laundry
- 38 Garage and Shed
- 40 Outdoors and Al Fresco



90, 105



49



18



39





## Examining All the Angles

- 46 Lighting
- 48 Energy-Efficient Lighting



Tear out  
your FREE  
project planner

- 50
- 52 Safety
- 54 Energy-Efficient Solutions
- 56 Solar Solutions
- 58 Stay Connected with Clipsal
- 62 Building Code of Australia
- 64 What is a Smart Home?
- 65 The Benefits of a Smart Home
- 66 C-Bus® Home Control
- 68 The Scalable Home Control Solution
- 70 Energy Efficiency Benefits of C-Bus
- 72 C-Bus Multi-Room Audio
- 73 Wiser™ Home Control

## Inspiring ideas

- 74 Case Study
- 76 Julian Burton Burns Trust
- 78 3 Steps to Complete Electrical Protection
- 80 A little Care Goes a Long Way



74

## Time to get Choosy

- 82 Saturn™
- 84 Saturn™ Horizon
- 85 Slimline® SC2000 Series
- 86 Metal Plate Range
- 87 Impress™ Push-Button Selection
- 88 Strato 8000 Series™
- 90 Modena 8000 Series™
- 91 Heritage Range
- 92 Classic C2000 Series™
- 93 2000 Series™
- 94 Cable Management
- 95 Ceiling Fan Selection
- 96 Air Movement
- 97 Bathroom Heating
- 98 Lighting
- 100 C-Bus C-Touch™ 6.4" Colour Touch Screen Controller
- 101 C-Bus C-Touch™ Spectrum Colour Touch Screens
- 102 C-Bus Black and White MKII Touch Screens
- 103 C-Bus DLT™ Wall Switches
- 104 C-Bus Saturn™ Wall Switches
- 105 C-Bus Modena Wall Switches
- 106 C-Bus Neo® Wall Switches
- 106 C-Bus Reflection™ Wall Switches
- 107 C-Bus Standard Wall Switches

## C-Bus

C-Bus Home Control can be easily customised to suit your specific needs and requirements. The capabilities and function combinations are endless and limited only by your imagination.

- 108 Where to From Here?
- 110 Quick Reference Guide



With an extensive range of colours,  
the **STRATO** light switches  
follow all the trends.

Life Is On™



To find out more visit [clipsal.com/strato](https://clipsal.com/strato)





**CLIPSAL**<sup>®</sup>  
by Schneider Electric



# The Step-by-Step Guide to creating your home electrical plan

**There was a time when you had little choice when it came to the electrical design for your new home or renovation. But times have changed, and there are now a whole lot more opportunities to personalise your décor, make life easier, conserve energy, save money and add “wow” factor.**

Selecting your electrical accessories should be no different to choosing tiles, bench tops or floor coverings. With so many new options on offer, you owe it to yourself to explore your choices and discover what is possible, before you make a final decision.

## 1. Preparation

Ask the essential questions

Get your mind into gear by considering the questions on page 9. This will get you thinking about all the individual items that you will require for your electrical plan.

## 2. Exploration

See what's available

Use the Essential Checklist to browse through room by room (pp.14-45), consider all the angles (pp.46-69), be inspired (pp.74-80) and then choose your style (pp.80-107).

Throughout the exploration process, record your choices in the Project Planner on page 50.

Gain further inspiration and see how products would actually look in your rooms, with the Clipsal iSelect iPad app (pp.10-11).

## 3. Experience

Try products in situation

Visit a Clipsal Powerhouse to look, touch and feel the products that interest you.

## 4. Completion

Finalise your plan

Add the final touches to your Project Planner (p.50). To be sure you've covered all the bases, book a Clipspec consultation (p.13) to benefit from our experts' advice and come away with a fully tailored electrical plan for your home.

The consultation is **FREE** when referred by a participating Clipspec builder.



# The Essential Questions

Essential questions to ask yourself before planning your home's electrical requirements.

## Position of Furniture

How are you going to furnish the house? What will each room be used for; a theatre or games room? This will affect your lighting design.

## Light Switches

Are you happy with the location of the light switches?

## TV and Telephone

What are the locations of the TV and phone outlets? Where are the computers going to be located? Are you having data wiring (home networking)?

## Foxtel™

Are you installing Foxtel? How many decoders do you need and where will they be located?

## Security System

Security systems usually require power and telephone outlets. These points are often located in the wardrobe, pantry or linen cupboard.

## Watering Systems

Do you need power for watering systems or irrigation?

## Power to the Garage

Do you need power in your garage for vacuuming the car or operating any tools?

## Gas Points

Where would you like the locations of your gas outlets? Do they need to have a power outlet next to them for the heater fan and ignition?

## Three-Phase Power

Will your power requirements be above average? Will you need three-phase power?

## Washing Line

Where is the location of your washing line? Will you need a light point there?

## Outdoor Spa

If you're planning an outdoor spa in the future, bear in mind it will need a 15 amp power outlet.

## Laundry Fan

Do you want an exhaust fan in the laundry to extract moisture when the dryer is in use?

## Home Theatre

Are you installing wiring for speakers? Do you need a power outlet for a projector (on the ceiling or in the ceiling)? Where will the screen or TV be located? Where is the audiovisual equipment going to be housed?

## 2-Way and 3-Way Switching

Would you like to turn lights on and off from more than the one location? For example: light switches at both ends of a hallway, or each entrance to a room.

## Dimmable Lighting

Which lights would you like to be able to dim?

## Bedrooms

Do you need TV or phone outlets in the bedrooms?

## Outside Power

Would you like power outlets outside? If so, ensure they are weatherproof.

## Outside Lighting

How do you want to light the perimeter and exterior of your house?

## Pool Requirements

Will your pool pump need three-phase power? Speak to your pool supplier regarding any special electrical requirements.

## Security Lights

Do you want the outside lights to come on with an Infrascan® (motion sensor)? Infrascans are also useful for your garden shed and will save you money because you never have to worry about leaving the lights on.

## Smoke Alarms

Are there smoke alarms already installed? Are they the right model to detect the correct type of smoke for that space? Do you need more installed, and should they be interconnected for extra peace of mind?

## Solar Power

Have you considered installing solar power to optimise your energy usage?

## Electricity Monitoring

Do you know how much electricity you're using? Monitor your electricity consumption and see where savings can be made with an Ecomind Electricity Monitor.

## C-Bus® Home Control

Would you like the ability to control all your lighting at the touch of a single button or remote control? Or integrate things like audio, lighting and air conditioning to work together in pre-programmed "scenes"?

## Ceiling Fans

Do you want to improve the efficiency of your heating and cooling systems? Ceiling sweep fans are a great way to increase comfort levels around your home, while reducing energy consumption.

## Multi-Room Audio

Does stereo sound throughout your home appeal? Or perhaps just in selected areas, such as outside or in the home theatre?

## National Broadband Network (NBN)

Is your home NBN ready? If not, Clipsal NBN solutions can help you enjoy the benefits of reliable, high-speed broadband.

## Quality Assurance

Australia has a well-regulated electrical industry and you have every right to ask about the quality of products used in your home. The only safe option is to be sure that your builder/electrical contractor has installed products that comply with Australian Standards.



# 2.

## Exploration

# Clipsal iSelect



**See how good your life could look before it happens with Clipsal iSelect**

Imagine how helpful it would be to see hundreds of electrical accessories and compare how they would look in your home, before making a purchase. The good news is, that with the Clipsal iSelect iPad app, you can.

Clipsal iSelect allows you to choose from a selection of photographs of rooms pre-populated into the app, or use your own room photos, and then select, place, move and resize a huge range of products from Clipsal, to see how they would look in your home. You can even take a photo of your room directly from within the app.

If you are interested in a particular product, simply tap it for a close-up shot and more detailed information. You can also view your selections in real time, in 3D, using the Real Time Visualiser. Clipsal iSelect allows you to create multiple projects and rooms, so that you can directly compare and contrast different looks.

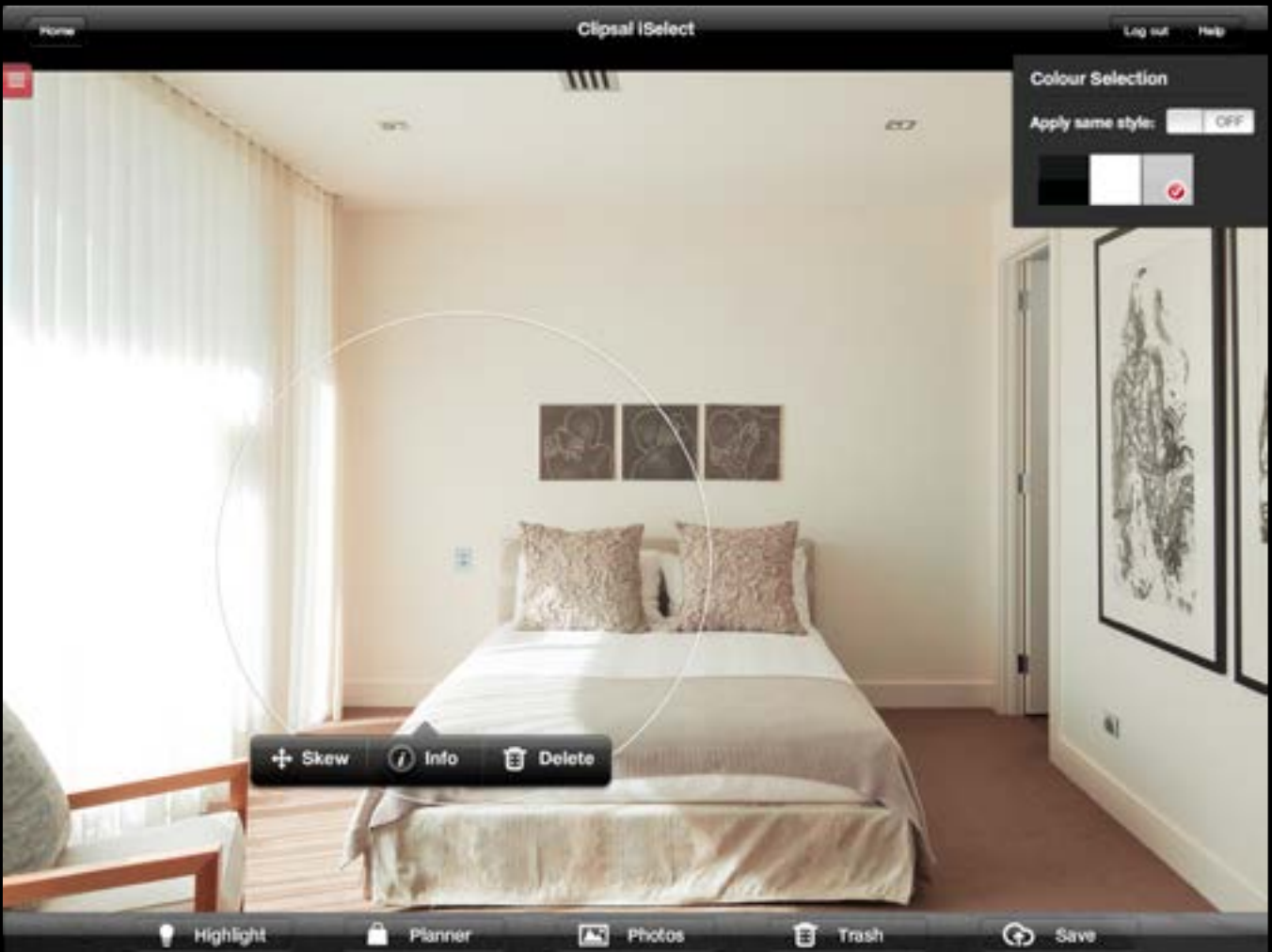
Not sure if you are making the right choice? You can share your images with family and friends via Facebook and get their feedback. Once you are happy with your selections you can create an itemised list of your chosen products to show your builder or electrician, so that the work can begin.

Easy and fun to use, Clipsal iSelect is the essential iPad app if you are planning to build or renovate. And, it is completely free to download.

**Interaction. Inspiration. Clipsal iSelect.**

Start planning today,  
**visit [clipsal.com/iselect](http://clipsal.com/iselect)**





- Upload either a photo of your room, a room from a magazine or from within the app.
- Select, move and resize a huge range of Clipsal products to see how they will actually look in your home.
- View your selections in real time, in 3D, using the Real Time Visualiser.
- Share with your Facebook friends for feedback and inspiration.

**Unlock added features with free registration.**

- Create multiple projects and rooms.
- Create an itemised digital planner of your selections so your contractor can turn your plans into action.



Available for Apple iPad.\*  
Visit [clipsal.com/iselect](http://clipsal.com/iselect)  
to download.



\* iPad and Apple are trademarks of Apple Inc.

# Visit Your Local Clipsal Powerhouse

The best way to experience what Clipsal electrical products can do to enhance your home is to experience them in action at a Clipsal Powerhouse Display Centre.

From stunning architecturally designed wall switches and downlights, to touch screens and complete home control, the Clipsal Powerhouse has all of the products you have seen in the Essential Checklist and Clipsal iSelect, under one roof. See how they look and perform in a real-life situation, feel the quality and ask all the questions you like. Clipsal Powerhouse consultants will provide expert advice on all the electrical requirements for your home and design your home electrical plan with a Clipspec consultation to ensure you get everything just right.



## CLIPSAL POWERHOUSES

### Adelaide\*

6/69 Sir Donald Bradman Drive  
Hilton SA 5033  
ph: (08) 8161 0751

### Perth\*

**Home Base Expo**  
55 Salvado Road  
Subiaco WA 6008  
ph: (08) 6557 9692

### Melbourne†

Building B, Ferntree Business  
Park 296-310 Ferntree Gully Road  
Notting Hill VIC 3168  
ph: (03) 9550 7015

### Sydney†

78 Waterloo Road  
Macquarie Park  
NSW 2113  
ph: (02) 9125 9450

## DISPLAY CENTRES

### Brisbane\*

**Build and Design Centre**  
66 Merrivale Street  
South Brisbane QLD 4101  
ph: (07) 3635 7486

### Melbourne\*

**Home Ideas Centre**  
1686 Princess Highway  
Oakleigh East VIC 3166  
ph: (03) 9544 9611

### Canberra\*

**Home Ideas Centre**  
28 Collie Street  
Fyshwick  
ACT 2609  
ph: (02) 6285 7300

### Albury†

303 North Street  
Albury NSW 2640  
ph: (02) 9125 9450

### Gold Coast†

Unit 7, 82-86 Minnie Street  
Southport QLD 4215  
ph: (07) 3635 7486

\* This Powerhouse is open 9am-5pm Monday to Friday, no appointment required.

† By appointment only. Available 9am-5pm Monday to Friday.

\* These Powerhouses/Display Centres are open weekends.





# 4.

## Completion

### Book a Clipspec Consultation

Planning your home electrical can be daunting and confusing. The process can be a whole lot simpler with a Clipspec consultation – available exclusively through participating builders and your local Clipsal Powerhouse. If you live too far away, you can even have a remote consultation over the Internet and an experienced Clipspec consultant can talk you through it over the phone.\*\*

With the help of your Clipspec consultant, you can design all of the electrical needs for your home in one simple meeting. Clipsal Clipspec software is a powerful design program that creates a custom electrical plan to match your home and lifestyle perfectly. This combination of software and expert advice ensures your electrical plan is just right and prevents problems, such as power outlets and switches being installed in the wrong place.

During a Clipspec consultation, you select the items you want and change them at the click of a button to receive an exact costing so you can work within your budget. When your consultation is completed, you'll be provided with a tailored electrical plan that can be used by your builder and electrician. The plan even includes catalogue numbers, ensuring your builder orders exactly the right products for your home.

Better still, when a participating Clipspec builder refers you, your consultation is free! Be sure to ask your builder if they are part of the Clipsal Clipspec network. If your builder doesn't participate, you can still take advantage of all of the benefits a Clipspec consultation provides, however, because of its value, a nominal service fee will apply.

**If you require expert advice about your home's electrical plan, make an appointment with a Clipspec consultant at your local Clipsal Powerhouse.\***

**Go to [www.clipsal.com/clipspec](http://www.clipsal.com/clipspec)**

- \* **FREE consultation when referred by a participating Clipspec builder.**
- \*\* **ADSL2+ connection required for phone consultation.**







No matter how far or how wide you roam,  
you'll love coming home to Clipsal.

From motion sensors and keyless entry, to home security and surveillance cameras,  
Clipsal has the right solution to secure your property and protect your family.



ENERGY EFFICIENT  
1

2

ENERGY EFFICIENT  
3

4



# Entrance and Home Security

## Look. Touch. Feel.

Experience Clipsal's fantastic range of products by visiting your local Powerhouse. See how Clipsal can turn your house into a home.

See page 12.

### 1. Infrascan® Outdoor Motion Sensor

Ward off intruders and greet guests with the famous Infrascan Motion Sensor. The Infrascan automatically turns lights on and off upon movement and is available with remote control and holiday function for peace of mind while you are away.

### 2. Exterior Bulkhead Lighting

Available in round, rectangular or square designs along with additional colour options, finding an exterior light for your home, that illuminates and highlights its best features, is now easier than ever.

### 3. LED Recessed Wall Lights

Highlight your home's features with recessed wall lights. Using minimal power, these LED wall lights are perfect for staircases, hallways and home theatres.

### 4. Complete Home Security

If there's an intruder, this ultimate security package will alert a monitoring station or call your mobile phone to inform you of the situation. Clipsal Home Security can even be integrated with C-Bus.

### 5. C-Bus Touch Screen Controllers

Step into the 21st century. With a "goodbye" scene you can arm your security system and turn the lights and appliances off as you leave. Activate the "welcome home" scene from your car or garage to disarm the security system and turn on exterior, hallway, kitchen and family room lighting. The applications are almost limitless.

### 6. C-Bus eDLT Wall Switch

Clipsal's enhanced dynamic labelling technology (eDLT) wall switch provides sophisticated and user friendly control of your C-Bus System and features a contemporary design that will complement any modern interior. With a customisable colour screen and LED buttons, it's clean architectural lines and glass or metallic fascia create a visually stunning wall switch.

### 7. Surveillance Camera

Don't risk answering the door to strangers. Clipsal Surveillance Cameras allow you to see who's knocking at your door in comfort and safety. For added convenience, you can even have your cameras connected to your TV.

## Essential Extras

### Weatherproof Power Outlets

When you're gardening, vacuuming the car or doing those weekend chores, it's handy to have an outdoor power outlet close by. Clipsal's Weatherproof range provides convenient safe power, with protection from the elements all year round.

### Power Outlets

Unobtrusive and practical, extra power outlets are a handy addition in any hallway when you're vacuuming or have a lamp on the sideboard.

### Wall Switches

Wall switches in the hallway are essential. Multi-gang switches allow you to operate entrance and exterior lighting. To see more of our fantastic switch ranges, go to pages 81-107.

ENERGY EFFICIENT



5

ENERGY EFFICIENT



6

7










Family Room



Because your lifestyle is so flexible, your electrical and lighting scheme needs to be too.

Your family room is likely to incorporate a lot of technology, so ensuring you have enough power and data outlets is essential to avoid the hazard of messy extension leads and power boards. Clever lighting design, utilising low energy downlights with dimmers, will provide a practical, adaptable lighting solution to suit any situation.



1

ENERGY EFFICIENT



2

ENERGY EFFICIENT



3

ENERGY EFFICIENT



4

# Family Room



## Mix. Match. Move.

Get a glimpse of how Clipsal's fantastic range of products will look in your home by downloading the new Clipsal iSelect app.

See page 10.

### 1. Smoke Alarms

To protect your family, home and possessions, our flush-mount smoke alarm has an unobtrusive design, making it perfect for modern, contemporary interiors.

### 2. LED Downlights

Compared to traditional low voltage downlights, LED lamps cost less to maintain and have an extremely long lifespan.

### 3. Ceiling Sweep Fans

Stay cool in summer and circulate warm air in winter. Ceiling sweep fans are a great addition to help reduce costly cooling and heating bills.

### 4. Saturn Push-Button Dimmer Switches

Designed to reduce visual clutter on the wall by incorporating on/off switching with dimming control in one switch. Available in a wide range of styles and colours, you are sure to find one that suits your home.

### 5. Strato Module Combinations

Strato's convenient option of custom switch configuration is ideal for specialised requirements; from switches and dimmers, to audiovisual and data outlets, the possibilities are endless.

### 6. Telephone and Data Outlets

Ensure you cater for all your home networking and technology requirements with an adequate amount of telephone and data outlets.

### 7. HDMI Adaptors

30 Series HDMI Adaptors provide convenient HDMI connection to your audiovisual system. Both straight and angled versions fit into standard Clipsal Wall Plates.

### 8. Krix Premium In-Ceiling Speakers

Listen to your favourite music throughout your home. Made by Krix, one of Australia's leading speaker manufacturers, these low-profile speakers produce a superior sound.

## Essential Extras

### Wall Switches

Conveniently positioned light switches are essential in a well planned family room. Using a separate switch for your major lighting groups will provide greater flexibility and control.

### Power Outlets


Make your family room functional and adaptable to any layout by installing several power outlets in convenient locations throughout the room.

### StarServe Home Networking

Distribute data, video and audio throughout your home so everyone can browse, watch and listen to what they want, when they want, wherever they want. For more information on StarServe, go to page 60.

### C-Bus Home Control

Your home is about living, and with C-Bus Home Control it's about living with ease. By automating routine tasks, you can control many aspects of your home from a switch, touch screen or portable device, to provide comfort, convenience, entertainment, security and enhanced energy efficiency. To learn more about C-Bus, go to page 64.



5



6



7



8








**Kitchen**



## Follow our recipe to serve up your dream kitchen.

Today's kitchens use a myriad of appliances. Add an ounce of good advice and a pinch of inspiration to your electrical design, to make yours function to its full potential.







## 1. Twin Power Outlet with an Extra Removable Switch

Most commonly used in kitchens and bathrooms, where the extra switch can be used to turn on a separate circuit to control fans, lighting and cookers.

## 2. LED and CFL Downlights

Sleek and low profile downlights are perfect for lighting work areas in the kitchen and enhancing features such as glass splashbacks and granite bench tops.

## 3. Ceiling Exhaust Fan

Ceiling exhaust fans are a great way to increase ventilation in the kitchen. Clipsal's innovative cover design fits discreetly into ceilings with a low profile, fly-proof, easy cleaning, dishwasher safe grille.

## 4. Infrascan® Indoor Motion Sensor

Motion sensors conveniently switch lighting on when movement is detected, and then off after a preset time. Perfect for pantries.

## 5. TV/Telephone/Data Outlets

Ensure your home is future-proof by installing adequate TV, telephone and data connections.

## 6. C-Bus Touch Screen Controllers

The latest stylish C-Bus LCD Touch Screen Controllers can be used to control your C-Bus system from one central location, and add a touch of enviable style to any home.

## 7. Saturn Wall Switches

The Saturn range of wall switches perfectly complements modern finishes, beautifully blending with glass splashbacks and granite bench tops. See pages 82-84 for our full range of colours and finishes.

## 8. Pop-Up Power Outlet

Say goodbye to messy cords and no access to power. Great for bench tops, our convenient pop-up power outlets flush, compact design, allows power points to be hidden when not in use.

## Essential Extras

### Multi-Room Audio (MRA)

Listen to your favourite music while preparing meals or entertaining friends with Clipsal's Multi-Room Audio solutions.

### Krix Premium In-Ceiling Speakers

Clipsal's range of in-ceiling speakers manufactured by Krix, will deliver crisp, clear audio to your kitchen or dining area. When used in conjunction with C-Bus Multi-Room Audio, you can fill your entire home with fantastic sound.

### LED Strip Lighting

LED strip lighting is perfect for accent lighting and consumes very little energy. Ideal for under bench tops, cabinet and kick-board applications.

### USB Charger Mech

The Clipsal 30 Series USB Charger mech can be retrofitted into most Clipsal outlets and provides a simple solution for recharging phones and tablets, while also reducing clutter.

### Cooker Switch

If your kitchen has an electric cook-top, you'll need a cooker switch to ensure safety and compliance with Australian regulations.



5



6



7




8



Grab the snacks, dim the lights, set the sound...  
Now sit back, relax and enjoy the show.

When everything is working perfectly behind the scenes, you can concentrate on the big picture. To get the most from your home cinema experience, ensure the lighting and cabling elements suit your individual requirements.



# Home Theatre



## Look. Touch. Feel.

Experience Clipsal's fantastic range of products by visiting your local Powerhouse. See how Clipsal can turn your house into a home.

See page 12.

### 1. Multi-Room Audio (MRA)

For the ultimate home theatre experience, enjoy crisp, clear surround sound with Clipsal Multi-Room Audio. Incorporate it with your C-Bus system and add multi-source/multi-zone options.

### 2. StarServe Video HD AV Distribution System

The StarServe Video HD AV Distribution System delivers high-quality AV in full stereo, with complete infrared (IR) remote control throughout your home.

### 3. LED Low Level Lighting

Save on energy costs, while enjoying the perfect light level to watch a movie or your favourite TV show.

### 4. Infrared (IR) Dimmer

Control the level of your home theatre's lighting with Clipsal's IR Dimmer. It comes with a convenient remote control, so you don't need to get off the couch.

### 5. Powertainment

Typical home theatres consist of a TV, DVD/Media player, game console, surround sound and a stereo. Powertainment is a simple solution that will cover all your power and viewing requirements.

### 6. Krix Premium In-Ceiling Speakers

Enjoy quality audio throughout your home. Made by Krix, one of Australia's leading speaker manufacturers, these low-profile speakers produce a superior sound.

### 7. C-Bus eDLT Wall Switch

Clipsal's enhanced dynamic labelling technology (eDLT) wall switch provides sophisticated and user friendly control of your C-Bus System and features a contemporary design that will complement any modern interior.

### 8. Professional Bluetooth™ Audio Receiver

Our Professional Bluetooth Audio Receiver provides flexibility to distribute audio from different devices in your home. It enables you to play different music in each room through local input modules.

## Essential Extras

### AV Connections

Designing your home theatre so it is audio friendly is an absolute must. Audio outlets allow you to plug in your surround sound speakers with minimal fuss and no messy cables.

### Telephone/Data Sockets

Access the Internet and other multimedia services through your large screen monitor, with a simple data connection in your home theatre.

### Smoke Alarm

A smoke alarm is the best line of defence to alert you in the event of a fire.

### C-Bus Home Control

Use C-Bus Home Control to create the ultimate home theatre – by incorporating control of AV equipment, lighting, blinds, projectors, and air conditioning, for increased comfort, convenience and entertainment.

### Surge Arrestor

Install a surge arrestor and protect your valuable audiovisual equipment from power surges.

### HDMI Wall Outlet

30 Series HDMI Adaptors provide convenient access to your home audiovisual system. Standard Clipsal Wall Plates can accommodate both straight and angled HDMI adaptors.



5



6

ENERGY EFFICIENT



7



8





When your electrical layout and lighting are excelling at their job, it makes it easier for you to get on with yours.

Ensure you have enough power, data and telephone outlets, along with a carefully planned lighting design that will work for you.





## 1. StarServe Data Home Networking

Home networking is a great addition to a study area. Distribute Internet, telephone, fax and data to any room in your home, to enjoy the flexibility of networked computers, printers, scanners and gaming. For more information on StarServe, see page 60.

## 2. Quad Power Outlets

Most modern devices have oversized plug packs, which take up a large amount of space on power outlets. Quad Power Outlets accommodate large plug packs so you'll never struggle for space again.

## 3. Modena USB Input/Data/HDMI Outlet

The Modena range caters for all applications and is available in a wide range of configurations.

## 4. Surge Protected Power Outlet

A surge protected power outlet is the best insurance to protect your valuable office equipment from power surges.

## 5. USB Charger Mech

The Clipsal 30 Series USB Charger mech can be fitted into most Clipsal sockets and provides a simple solution for recharging phones and tablets, while reducing clutter.

## 6. Impress Push-Button Switches

Complement your study with the latest Impress Push-Button Switch technology. For more of our fantastic switch ranges, see pages 81-107.

## 7. Ceiling Sweep Fan

Ceiling sweep fans improve the efficiency of your air conditioning and heating. Help reduce electricity bills by circulating warm air in the winter and cool air in the summer.

## 8. Pop-Up Power Outlet

Say goodbye to messy cords and no access to power. Great for bench tops, our convenient pop-up power outlets flush, compact design, allows power outlets to be hidden when not in use.

## Essential Extras

### StarServe Video HD AV Distribution System

The StarServe Video HD AV Distribution system distributes high quality AV in full stereo, with complete infrared (IR) remote control. See page 60 to find out more.

### Dimmers

Dimmers are a great addition to any study, helping control your lighting to create the perfect working environment.

### Smoke Alarm

The early warning provided by a surface or flush-mount smoke alarm provides invaluable time that can save lives.

### Multi-Room Audio (MRA)

Plug your iPod or computer into an MRA wall connection and listen to your favourite music in the study or anywhere in the house. To find out more about Multi-Room Audio see page 72.









Bedroom



Like a favourite bedtime story, it is important to create a bedroom that is just right.

When you consider lighting, temperature and mood, everyone lives happily ever after.

1 ENERGY EFFICIENT



2



3 ENERGY EFFICIENT



4 ENERGY EFFICIENT



# Bedroom



## Mix. Match. Move.

Get a glimpse of how Clipsal's fantastic range of products will look in your home by downloading the new Clipsal iSelect app.

See page 10.

### 1. LED Downlight and Dimmer

LED downlights enhance the ambience of your bedroom without using excessive energy. When used in conjunction with dimmers, you can create the perfect ambient lighting while enjoying greater energy savings.

### 2. Strato Wall Switches

Adding colour to your wall switches is easy with Strato. With a huge selection of colours, there is sure to be an option to suit your interior. For more of our fantastic switch range, see page 81-107.

### 3. Ceiling Sweep Fan

Assist ventilation and maintain a comfortable sleeping temperature by installing a ceiling fan with convenient remote control.

### 4. Rotary Universal Dimmer

By incorporating on/off switching and dimming into one rotary control, this dimmer reduces visual clutter and helps you create the perfect ambience for any situation. When you run your lighting at a lower level, you also enjoy energy savings.

### 5. Infrascan® Indoor Motion Sensor

Have your lights switch on automatically when you enter your walk-in robe. It even switches the light off automatically when you leave.

### 6. C-Bus Desktop Touch Screen Controller

Control everything in your home from the comfort of your bed with a C-Bus Desktop Touch Screen Controller. Music, curtains, temperature, lighting, fans and more – it can even be used as an alarm clock.

### 7. Smoke Alarm

When you are asleep you don't smell smoke. Sleep soundly knowing you have the protection of an audible early warning system from your Clipsal smoke alarm.

### 8. Multi-Room Audio

Enjoy your favourite music in your bedroom. A Multi-Room Audio system provides the flexibility to distribute audio throughout your entire home, with complete control.

## Essential Extras

### Power Outlets

Ensure you have adequate power outlets in your bedroom for added functionality and adaptability.

### TV Outlet

In an era of digital technology, ensure you always have perfect reception with a Clipsal TV outlet.

### C-Bus Home Control

There are many advantages of a C-Bus Home Control system, including a “panic” scene. If you hear a noise outside, activate this scene on your bedside touch screen to turn on all your external lighting and start your CCTV recording.

### USB Charger Mech

The Clipsal 30 Series USB Charger mech provides a simple solution for recharging phones and tablets, while reducing clutter.

### StarServe Data Home Networking

Deliver your favourite TV show or a movie to the TV in your bedroom via StarServe home networking. To find out more about home networking with StarServe, see page 60.

### Telephone/Data/TV Outlet

Enjoy the added convenience of easy access to the telephone and the Internet.










**Bathroom**



A little reflection during the design process will ensure your bathroom caters for all your needs and makes it practical, comfortable, and most importantly, safe.

Clipsal offers a fantastic range of innovative solutions to help create blissful bathrooms.





# Bathroom



## Look. Touch. Feel.

Experience Clipsal's fantastic range of products by visiting your local Powerhouse. See how Clipsal can turn your house into a home.

See page 12.

### 1. Bathroom Fan/Light/Heater

This fantastic 3-in-1 will turn your bathroom into an oasis of warmth and light, with the added convenience of an exhaust fan to remove excess moisture or steam.

### 2. Ceiling Exhaust Fan

A must for every bathroom. The powerful CEF40 Exhaust Fan collects 80% less dust and the innovative backdraught shutter closes when the fan is not in use, preventing air entering or escaping your home.

### 3. Power Outlets

Shavers, hairdryers, electric toothbrushes; the list goes on. Ensure you have enough power outlets in your bathroom to operate all your electrical appliances. Optional switch available for controlling your exhaust fan.

### 4. Weatherproof Switch

For complete peace of mind and superior protection in wet areas, Clipsal's Weatherproof Switches are the ideal choice. Available in one and two-switch configurations.

### 5. CFL Downlights

Clipsal has taken common CFL lamps and combined them with a range of stylish fixtures that will enhance the look of your bathroom, while conserving energy usage.

### 6. Infrascan® Indoor Motion Sensor

This cost-effective accessory really makes life a little easier. Ideal in your bathroom as a hands-free light switch, it can also help reduce your energy consumption.

### 7. Wall Switches

Clipsal's range of switch designs is constantly growing. Offering contemporary features such as LED and push-button switches, there's a solution to suit every home décor. Consider the glass-look of Saturn or Impress Push-Button Switches to complement your fittings and tiles. They are also available with label buttons.

### 8. Multi-Room Audio

Start every day enjoying your favourite MP3s or radio program with Multi-Room Audio. This system provides you with flexibility and complete control over the distribution of audio throughout your home.

## Essential Extras

### C-Bus Home Control

Use C-Bus in your bathroom to activate a mirror demister when the exhaust fan is on, schedule under-floor heating and heated towel rails to turn on and off at preset times, and incorporate scenes with lighting and audio... the options are limitless.

### Wall/Window Exhaust Fans

Wall or window exhaust fans are the ideal solution to remove steam and provide clean, fresh air in small rooms, or areas where the roof cavity space is too small to fit a ceiling exhaust fan.

### Moisture-Protected Switches

Ensure you're protected from the hazard of electricity and water with moisture-protected switches.

### Timer Switch

Don't waste expensive power by leaving lights or the heated towel rail on. Install a timer switch and they will turn off automatically, providing convenience and energy savings in one simple solution.

### Dimmer

Use a dimmer to create the perfect ambience when relaxing in the bath, or choose to keep lights on at a lower level for those early morning starts.

ENERGY EFFICIENT  
5



ENERGY EFFICIENT  
6



7





8





You'll never love doing the laundry, but a few extra electrical accessories will create a far more functional space to make the task a little easier.

Your laundry needs plenty of power outlets for your appliances, as well as efficient ventilation to remove damp air.





## 1. Quad Power Outlets

A modern laundry often accommodates more appliances than just a washing machine and dryer. Ensure you have enough power outlets for all your requirements.

## 2. Window/Wall Exhaust

A window or wall exhaust fan is a practical solution to remove moist air from your laundry.

## 3. In-Line Ducted Exhaust Fan

In-line ducted exhaust fans are ideal for removing damp air from laundry spaces in dwellings such as a multi-storey, with no windows or access to a ceiling cavity for an exhaust fan. To prevent unwanted draughts and insects when not in use, Clipsal In-Line Ducted Exhaust fans come with an optional gravity shutter.

## 4. Moisture-Protected Downlights

Moisture-protected downlights provide you with a safe lighting solution in wet areas, without compromising the style of your home.

## 5. Timer Switches

Turn off lighting and exhaust fans after a preset period of time. Simply turn it on and the timer switch will do the rest for you.

## 6. Residual Current Device (RCD) Protected Safety Switch

The famous Clipsal RCD Protected Safety Switch is the ideal solution to protect your family from faulty appliances or accidents involving water.

## 7. Weatherproof Switches

For complete peace of mind and superior protection in wet areas, Clipsal IP Rated Switches are the ideal choice. Available in one and two switch configurations.

## Essential Extras

### Infrascan® Indoor Motion Sensor

Motion sensors are a handy solution for your laundry, as you'll never need to reach for the switch when your hands are full. The light simply turns on when you enter the room and turns off when you leave.

### RCD Protected Power Outlets

When working in wet areas, your best line of defence from electrocution is an RCD protected power outlet.

### Surface or Flush-Mounted Switchboard

No matter where your switchboard is located, it makes sense that it's as compact and unobtrusive as possible.







From a home workshop to a place to store your dream machine, the electrical design for a modern garage needs to be functional and practical.

Install sufficient lighting and power outlets so that you can work on your projects whenever you want to.



1



2



3



4

# Garage and Shed



## Look. Touch. Feel.

Experience Clipsal's fantastic range of products by visiting your local Powerhouse. See how Clipsal can turn your house into a home.

See page 12.

### 1. Weatherproof Power Outlets

Weatherproof power outlets are a handy addition to any garage or shed, providing you with protection no matter what job you're tackling.

### 2. Weatherproof Switches

Designed specifically for exterior use, weatherproof switches are your safest option to operate garage lighting.

### 3. Conext™ RL Solar Inverter

Conext RL Solar Inverters are specially designed for residential applications. With high efficiency and performance, your investment in a solar system will be repaid quickly.

### 4. Suspended Pendant Power Outlet

This innovative power outlet is invaluable when there's work to be done in your garage or shed, providing a power source suspended directly over, or near, your work area.

### 5. Surface or Flush-Mounted Switchboard

No matter where your switchboard is located, it makes sense that it's as compact and convenient as possible, especially for when you need to reset your safety switch or circuit breakers. It houses important electrical devices including safety switches, circuit breakers and surge protection.

### 6. Infrascan® Motion Sensor with LED Floodlight

Sensor floodlights light the path to your garage, so you never have to worry about leaving the light on again. An outdoor motion sensor with integrated LED floodlight provides superior illumination, while being extremely energy efficient.

### 7. Portable RCD (Safety Switch) Protected Power Outlet

An RCD protected portable power outlet provides a safe and flexible solution, especially when using power tools in outdoor areas.

### 8. RCD (Safety Switch) Protected Extension Leads

RCD protected extension leads are the ideal solution when power outlets are not accessible, or if you require additional RCD protection. Available in 2m and 10m lengths, RCD protected extension leads provide you with safe power anywhere in your home.

## Essential Extras

### C-Bus Home Control

C-Bus Home Control can deactivate your alarm system from a fob on your keychain when you open your roller door. The garage is also an ideal place to store all your C-Bus control system hardware, so it's out of the way but still accessible.

### Audiovisual Connectors

Send videos or music from your entertainment system to any room, or even your garage or shed. Simply plug in your TV or speakers and you're ready to go.

### Ceiling-Mounted Exhaust Fan

Remove odours and fumes from the work area and bring fresh air into your shed or garage.

### Quad Power Outlet

The modern garage or shed can never have too many power outlets.

### OptiLine 70 Trunking System

Keep all of your power and data cables safe and neatly hidden. Available in PVC and aluminium finishes, with one and two compartment variations, the OptiLine 70 Trunking range is compatible with a huge range of Clipsal accessories to accommodate all your power and data cabling requirements. See page 94 to find out more.



5



6 ENERGY EFFICIENT



7



8









Outdoors and Al Fresco



Whether entertaining or relaxing, enjoy the comforts of the great indoors, outdoors.

To make your outdoor space more functional, practical and liveable, consider outdoor audio, ceiling fans, weatherproof switches and outdoor lighting control.





# Outdoors



## Look. Touch. Feel.

Experience Clipsal's fantastic range of products by visiting your local Powerhouse. See how Clipsal can turn your house into a home.

See page 12.

### 1. Pool and Spa Timer

Pool and spa timer switches offer energy savings and convenience throughout the year. They can be easily programmed around frequency of use to suit the season.

### 2. Infrascan® Outdoor Motion Sensor

Passive infrared sensors provide the convenience of turning lights on when you enter an area, and off when you leave. The Infrascan is available in a weatherproof housing that makes it suitable for any outdoor area.

### 3. LED Floodlight

Highlight your garden's features and provide added security. LED floodlights are efficient and inexpensive to run, allowing you to enjoy your outdoor areas into the night, without breaking the bank.

### 4. Outdoor Wall Light

These stainless steel lights not only add to the appearance of your home but when switched on will create a wash of light across the wall that will highlight its best features. Installing them near the entrances of your home will also provide added convenience and comfort.

### 5. Sunset Switch

Sunset Switches provide a convenient exterior lighting solution by activating outdoor lighting at dusk and automatically switching off after a preset period, or at dawn.

### 6. Weatherproof Outdoor Switch

For complete peace of mind and superior protection from rain and dust, Clipsal IP Rated Weatherproof Outdoor Switches are the ideal choice (available in one and two switch configurations).

### 7. Antenna

Enjoy your favourite digital TV channel with perfect reception in your outdoor area.

### 8. Infrascan® Motion Sensor with LED Floodlight

The Clipsal Infrascan Motion Sensor with LED Floodlight automatically switches on and off after a defined period of time so it is never accidentally left on.

## Essential Extras

### C-Bus Home Control

Timers and schedules can improve the efficiency of irrigation systems and pool and spa pumps, as well as activate external and garden lighting; and even open and close awnings when required.

### Switchboard-Mounted Programmable Timers

Whether it's the pool pump and sprinkler system that are inactive during winter, or the lights and hot water system that don't get used when you're away; your power will never be on longer than required.

### Weatherproof Power Outlets

Weatherproof power outlets are a handy addition to your outdoor area, providing you with protection against the elements along with the flexibility to plug in appliances without the hassle of running extension cords from indoors.

### Conext™ RL Solar Inverter

Conext RL Solar Inverters are specially designed for residential applications, delivering high efficiency and performance that will ensure your investment in a solar system will be repaid quickly.







A well designed al fresco area offers you the best of both worlds. The freedom afforded by our fabulous climate, along with the home comforts we have all come to expect.

Audio, air movement, imaginative lighting and connectivity for TV and the rest of your gadgets will transform a basic al fresco space into a luxurious experience.

ENERGY EFFICIENT  
1



2



3



4





# Al Fresco

**Look. Touch. Feel.**  
Experience Clipsal's fantastic range of products by visiting your local Powerhouse. See how Clipsal can turn your house into a home.  
**See page 12.**

## 1. Ceiling Sweep Fan

Clipsal's Ceiling Sweep Fans are a great way to circulate air and are ideal for outdoors, in areas such as verandahs and pergolas, to keep you cool on hot days and muggy nights.

## 2. Weatherproof Power Outlets

Avoid running extension leads through doorways by installing Clipsal Weatherproof Power Outlets in your outdoor area.

## 3. Premium Outdoor Bulkhead Light

Perfect for illuminating under eaves or down the side of the house. With numerous colours and styles from which to choose, there is sure to be the ideal outdoor bulkhead lighting solution to complement your home.

## 4. Multi-Room Audio

Clipsal's Multi-Room Audio solutions are perfect for entertaining and listening to music while you relax outdoors. Connect your computer, tablet or MP3 player for complete flexibility.

## 5. Infrascan® Outdoor Motion Sensor

This motion sensor provides the convenience of turning lights on when you enter an area and off when you leave, ensuring that they are never unnecessarily left on. The segmented sensing range allows flexibility in blanking out any unwanted areas such as moving tree branches.

## 6. Weatherproof Time Delay Switch

This weather and hose proof switch allows you to conveniently set time delays, from 30 seconds to 20 minutes. These time delay switches are ideal for outdoor wet areas such as pool and spa pumps, ensuring they are switched off when not in use.

## 7. Surveillance Camera

Clipsal Surveillance Cameras provide you with complete peace of mind, helping keep you and your family safe from intruders. For the ultimate protection, install surveillance cameras at the front and rear of your home.

## 8. Weatherproof Batten

When looking to illuminate a large area, fluorescent lighting is still a very cost effective and efficient way to do it. Clipsal Fluorescent Battens are also available in weather protected versions, built to withstand the harsh Australian climate.

### Essential Extras

**C-Bus Home Control**  
Use C-Bus Home Control to provide the perfect entertaining scene – integrating outdoor fans, lighting and audio.

**TV/Telephone/Data Outlets**  
Make sure your home is future-proofed with adequate TV, telephone and data connections. You can also enjoy a high level of connectivity to your modern devices while relaxing outdoors.



ENERGY EFFICIENT  
5

6

7

ENERGY EFFICIENT  
8



Lights aren't just a functional electrical accessory. They are a crucial element of your home's design to showcase your décor and create the perfect ambience.

Clipsal's range of smart and ENERGY EFFICIENT lighting offers a palette of illuminating opportunities that allow you to indulge your imagination – and add considerable value to your investment while you're enjoying the experience.

1 ENERGY EFFICIENT



2 ENERGY EFFICIENT



3 ENERGY EFFICIENT



4 ENERGY EFFICIENT





# Lighting



## Look. Touch. Feel.

Experience Clipsal's fantastic range of products by visiting your local Powerhouse. See how Clipsal can turn your house into a home.

See page 12.

### 1. LED Downlights

Compared to traditional low voltage downlights, LED lamps cost less to maintain and have an extremely long lifespan.

### 2. CFL Downlights

Clipsal has taken common CFL lamps and combined them with a range of stylish fixtures that will enhance the look of your home, while conserving energy usage. They are perfect for areas that require illumination over long periods of time.

### 3. Square Downlights

These popular square downlights provide an alternative look for those who want something a little different.

### 4. Stair/Wall Lighting

These efficient lights run at an extremely low operating temperature, so they can be easily installed without any danger of causing heat damage to their surrounding environment. They are ideal for illuminating walkways.

### 5. Circular Ceiling Fluorescent

Providing the benefits of fluorescent lighting but in a stylish circular design, these fittings will light every corner of the room, while complementing the surrounding decor.

### 6. LED Strip Lighting

A versatile lighting option that doesn't produce excessive heat, making it ideal for enclosed spaces, such as behind splashbacks, in pelmets or for home theatres.

### 7. Exterior Bulkhead

Available in round, rectangular or square designs and a range of colour choices, finding an exterior light that illuminates and highlights your home's best features, is now easier than ever.

### 8. Fluorescent Lighting

If you are looking for lighting that provides optimum output when run for long periods of time, fluorescent fittings are a great choice.

## Essential Extras

### C-Bus Lighting Control

Take complete control of your lighting with C-Bus Home Control. Through sensors, timers and system programming they can operate only when required, preventing energy wastage and improving the energy efficiency of your home. To learn more about C-Bus, go to page 64.

### Dimmers

To further assist with lowering your energy consumption, consider the addition of Clipsal's range of dimmers to your installation.

### Infrascan® Motion Sensors

Ensure lights are on only when they are needed. Adding Infrascan motion sensors will allow you to automate your lights so that they turn on when you enter a room, and off when you leave.

ENERGY EFFICIENT  
5



ENERGY EFFICIENT  
6



ENERGY EFFICIENT  
7



ENERGY EFFICIENT  
8







# Energy-Efficient Lighting - Why LED?

**Prepare. Explore. Experience.**

Follow the first three easy steps to ensure that the completed electrical for your home is everything you hoped for and more.  
**See page 8.**

## LED Lighting Leads the Way

With the increasing global focus on the importance of energy efficiency, we are all conscious of finding ways to make better use of our natural resources. Add ever increasing government regulations to this, and it becomes obvious why traditional light sources such as incandescent and halogen lamps, are fast becoming obsolete.

While LED lighting has been around for decades, it was never considered suitable for general lighting applications because of excessive cost and relatively poor brightness levels. However, with LED technology advancing rapidly over the last decade and the intensity of the light output increasing, the price tag has also dropped dramatically, making the many benefits of LED lighting accessible to everyone.

The extremely high efficiency of LED lights can reduce your running costs by up to 70%. Almost all of the energy they use is converted into light, compared to traditional light sources that consume a large portion of the energy by producing heat. Naturally, with almost no heat generated, your room temperature remains unaffected, saving on cooling costs during the warm months. It also means that LED lights are a safer option and virtually remove the possibility of heat damage to the surrounding environment.

Another superior feature of LEDs is their extremely long lifespan. Clipsal's quality LED range offers downlights designed to last 50,000 hours, meaning many years of trouble-free use after installation. Think of the savings in both cost and time from not needing to change blown lamps on a regular basis.

As LED technology advances, Clipsal remains committed to offering you the latest products that provide you with benefits to make your life easier.

## LED lighting

### 1. LED Downlights

LED lamps cost less to maintain and have an extremely long lamp lifespan compared to traditional low voltage downlights. They convert almost all of the electricity they consume into actual light output — making them the smart lighting choice.

### 2. LED Stair/Wall Lighting

ENERGY EFFICIENT lighting solutions will save on running costs. These lights will provide the right light level to safely guide you up and down stairs, or create the right ambience to watch your favourite movie.

### 3. LED Strip Lighting

For enclosed spaces, such as behind splashbacks, in pelmets or for home theatres, this versatile lighting option is ideal because it produces almost no heat and creates a stunning visual impact.

### 4. Infracan® with LED Floodlight

Combine the convenience of turning lights on only when they are required, with an integrated LED floodlight for even greater energy efficiency and savings.

ENERGY EFFICIENT  
1



ENERGY EFFICIENT  
2



ENERGY EFFICIENT  
3



ENERGY EFFICIENT  
4





Your Personal

# Project Planner

**If you are managing your own build or renovation this Project Planner can help you create a design to perfectly fit your lifestyle.**

It is important to be aware of the mandatory Building Code of Australia (BCA) introduced recently. The BCA requirements specify that every new home or renovation must now achieve a minimum 6-star energy rating. If you don't achieve the minimum rating, your home will not be BCA compliant and approval may not be granted. The choices you make in the electrical plan for your home can heavily influence your overall energy rating. Reputable builders will be familiar with the code and able to advise you accordingly, so it is important to consult with experts as early as possible during the planning stage.

Use Your Personal Project Planner as a reference for your contractors throughout the building process. If you are using a builder or architect, draw up your room plans with the Project Planner and they can bring your ideas into reality.

You can download more Project Planners at [clipsal.com/projectplanner](http://clipsal.com/projectplanner)



**clipsal.com**



**Look. Touch. Feel.**

Experience Clipsal's fantastic range of products by visiting your local Powerhouse. See how Clipsal can turn your house into a home.

**See page 12.**

Draw up your room plans with the Project Planner and bring your ideas into reality.





Some things in life are too precious to risk.  
Be sure to protect your most valuable assets.

Clipsal's comprehensive range of safety products includes everything from smoke alarms and safety switches, through to surge-protected power outlets and much more. Installing these products provides peace of mind, knowing both you and your family are protected.







# Safety

**Prepare. Explore. Experience.**

Follow the first three easy steps to ensure that the completed electrical for your home is everything you hoped for and more.

**See page 8.**

## 1. Power Outlets with Safety Switch Protection

Clipsal's innovative Safety Switches are available in twin power outlets and provide superior protection throughout your home. It is wise to use separate safety switches for each circuit, that way, one incident won't cut the power to your entire house.

## 2. Surge Protection

Caused by faults in the electricity network or electrical storms, surges often damage expensive electronic equipment. Switchboard mounted surge protection combined with surge-protected power outlets will safeguard your valuable electrical possessions.

## 3. Thermal Trip Power Outlet

Clipsal's Thermal Trip Power Outlet is an innovative power outlet that comes loaded with benefits. Designed to shut down power to a device if overheating is detected, it protects your wiring, prevents fires from starting and avoids any further damage to the device. You can conveniently reset from the power outlet straight away, rather than having to go outside to the mains switchboard.

## 4. Circuit Protection and Safety Switch

There is no better protection than the famous Clipsal (RCD) Safety Switch. Clipsal's well-known switchboard version offers protection to every power outlet in your home. It pays to check if your existing home has one installed. To provide protection for both yourself and your homes' cabling and appliances, consider individual combined safety switch/circuit breaker protection.

## 5. Surface-Mounted Smoke Alarms

Clipsal offers both photoelectric and ionisation type smoke alarms to help keep you, your family and your home, safe.

## 6. Flush-Mounted Smoke Alarm

Clipsal's Flush-Mounted Smoke Alarm is an incredible 60% smaller than a regular smoke alarm. Its sleek, unobtrusive design blends in with any décor.

## 7. Infrascan® Motion Sensor

Safety, security and convenience... the famous Clipsal Infrascan provides instant lighting when motion is detected.

## 8. Sentinel Emergency Light

Stumbling around in the dark is potentially dangerous. The Sentinel Emergency Light automatically switches on upon detecting a power failure to avoid any nasty mishaps.

## Essential Extras

### Portable RCD Power Outlet

Clipsal's Portable RCD Power Outlets are great for that short-term DIY project, offering you a portable solution that is flexible yet won't compromise on safety.

### Surveillance Camera

Helps to scare off potential burglars, as well as providing a birds-eye view of exactly what's happening around your home.

### Slim Combined Safety Switch and Circuit Breaker

Clipsal's Combined Safety Switch and Circuit Breaker (RCBO) is also available in a space saving single module. Ideal for switchboards with limited space available.

### C-Bus Home Control

Incorporate a "panic" scene into your C-Bus Home Control system to activate all internal and external lighting in case of emergency, to act as an intruder deterrent and provide you with extra peace of mind. You can also coordinate this with your security cameras by connecting to your C-Bus system via Wiser, to view live security footage to ensure your home is safe.



5



6



7



8



## ENERGY EFFICIENT solutions, from switch to switchboard.

There are many ways to reduce power consumption around your home, and with Clipsal's range of ENERGY EFFICIENT products, it's easy! Make the most of your energy and save money on electrical bills without compromising your lifestyle or the look of your home.

1 ENERGY EFFICIENT



2 ENERGY EFFICIENT



3 ENERGY EFFICIENT



4 ENERGY EFFICIENT





# Energy-Efficient Solutions for Every Home

## Look. Touch. Feel.

Experience Clipsal's fantastic range of products by visiting your local Powerhouse. See how Clipsal can turn your house into a home.

See page 12.

### 1. Lighting

Lighting can be responsible for a large portion of your energy costs. It is essential that you select the right lighting to suit the application and consider energy-efficient options. See pages 98-99 for a full range of energy-efficient lighting options.

### 2. Dimmers

Lights dimmed to half brightness will significantly reduce power consumption. Clipsal is a leader in dimmer technology and offers dimmers to suit all lamp types.

### 3. Timer Switches

Clipsal's Timer Switches provide precise control of services and are ideal for use with exhaust fans, pantry lights, garage lighting and heaters. Switchboard mounted timers, ideal for use with pools and irrigation systems, are also available.

### 4. Electricity Consumption Monitor

Clipsal's Electricity Consumption Monitor displays time, date, greenhouse gas emissions and have an alarm function that alerts you when your personal energy target can't be met.

### 5. Ceiling Sweep Fans

Ceiling fans circulate cool air in the summer and warm air in the winter; and can save you up to \$126 per annum in electricity bills.\*

### 6. Exhaust Fan with Backdraught Shutter

Clipsal's innovative Backdraught Shutter closes automatically when not in use, preventing air escaping and saving energy by reducing reliance on heating.

### 7. Infrascan® Motion Sensor

Automatically turning lights on when you enter an area, and off again when they sense you leave, you'll save energy by never leaving the lights on again. Both indoor and outdoor models are available with a weatherproof housing.

### 8. C-Bus Home Control

C-Bus Home Control allows you to take complete control of your lighting and electrical devices. Through sensors, timers and system programming, they will only operate when required, preventing energy wastage, and potentially reducing the energy consumption around your home.



### Want more information?

- Talk to your builder.
- Talk to your electrician.
- Visit a Clipsal Powerhouse and speak to an expert consultant.
- Visit clipsal.com and download our Residential Energy-Efficient Solutions brochure.

\*See Clipsal's Residential Energy-Efficient Solutions.

ENERGY EFFICIENT  
5



ENERGY EFFICIENT  
6



ENERGY EFFICIENT  
7



ENERGY EFFICIENT  
8







## Maximise the performance of your solar system.

The choice of brand for your solar panel and inverter will have a major impact on the performance of your solar system, both in terms of electrical energy produced and reliability over the lifetime of the system. The inverter in particular is a critical component; it's the engine that converts the DC energy generated at the solar panel into AC power used in your home or fed back into the grid. With the Conext RL Series, you are choosing a highly reliable product, using the latest technology, backed by a global brand. If you are considering solar, ask your installer about the Conext range of inverters for high performance and peace of mind.



### Look. Touch. Feel.

Experience Clipsal's fantastic range of products by visiting your local Powerhouse. See how Clipsal can turn your house into a home.

See page 12.

# Solar Solutions

Schneider Electric's Conext Solar Inverters are the premium brand for efficiency and reliability, backed by a comprehensive warranty programme.

When selecting a Conext RL Solar Inverter, you can be confident you have chosen a quality product that delivers superior energy harvest, reliability and maintenance-free operation.



## Schneider Electric™ Conext™ RL Solar Inverters

Schneider Electric Conext RL Inverters are specially designed for a variety of residential applications, from detached houses through to multi-unit dwellings. With high efficiency and performance, your investment in a solar system will be repaid quickly.

For the technically minded, the Conext RL features dual MPPT trackers and wide temperature and voltage operating ranges to maximise yield from the PV array. The inverters also feature smart algorithms to minimise shading effects, while maintaining high energy output. For those that like to keep track of their inverter performance, the Conext RL provides an optional Ethernet connection for monitoring on your home network.

Put simply, Conext RL Solar Inverters set a new standard for inverter performance, reliability and capability.

## System Monitoring

The Conext RL Solar Inverter has a network port option so that the system performance, including power generated and system efficiency, can be monitored through a PC on your home network.

In addition, the Conext Monitor 20 provides a web gateway for monitoring the Conext RL Solar Inverter from anywhere in the world. The Conext Monitor 20 provides full details of system performance, including alerts of any system problems.

# Stay Connected with Clipsal

**We live in a demanding world packed full of information, entertainment and communication; all of which play a vital role in our busy day-to-day lives. Internet speeds have increased incredibly in the past decade, from 56Kbps on dial-up to 12Mbps for ADSL2, and with the new National Broadband Network (NBN), speeds of 100Mbps are expected.**

The NBN is a high-speed national broadband network delivered predominantly via a fibre-optic network. For remote areas, fixed wireless or satellite services will be provided. NBN Co will provide a standard network infrastructure and offer wholesale broadband services to your phone and Internet provider. A staged rollout is being coordinated by NBN Co and it is estimated that it will take close to a decade to build the entire network to reach all Australians. During this time, fixed service phone lines will be phased out and all phone services will be run over the new fibre network.

To find out when the NBN will be available in your area visit [www.nbnco.com.au](http://www.nbnco.com.au)

## **Experts in Connectivity in Your Home**

Clipsal's expertise, range of network and structured cabling and accessories, and an Australia-wide network of accredited electrical contractors, makes us the obvious choice to connect your home to fibre. With our quality products and advice, you can enjoy:

- guaranteed high-speed broadband Internet
- faster multimedia downloads
- multiple fixed-line services
- IPTV free-to-air TV services
- VoIP (voice over Internet protocol)
- interactive multimedia, such as online gaming
- video conferencing.

## **Different Homes Require Different Solutions**

How your house is designed and the materials it is made from, will impact on your reception and influence your decisions about networking and connectivity for your new home or renovation project. You need to consider whether your home is multi-storey or has outdoor rooms or extensions. Whether it is constructed from Bluestone, is double or single brick, has a timber or steel frame, can all have an impact on how your network should be designed.







### **Structured Cabling or Wireless?**

Which way should you go? The answer is both.

Structured cabling is the cabling infrastructure that delivers telephone and Internet throughout your home. You can now enjoy the added flexibility of having any data outlet also performing as a telephone outlet. On top of this, wired cabling performance standards are far superior, guaranteeing faster, more reliable speed and signal consistency.

Wireless technology is perfect for the everyday use of computers, mobile and tablet devices. Wireless networks are also perfect when you need to locate a networked device where wiring is impractical, such as in older homes or rentals. The downside is that with wireless networks you need to be aware of demand on the service. Additional devices draw on the same source and create bandwidth limitations, resulting in poorer transmission quality and interference that can downgrade performance.

Wireless devices are naturally affected by interference and distance. When considering where to place wireless access outlets, you may need to consider additional options to ensure that your wireless device and signal strength is consistently strong, rather than intermittent or weak. Your options include:

- installing additional data outlets and power outlets for another router
- installing additional power outlets for signal repeaters.

The table and home plan (p.57) provide a guide to the possibilities. Clipsal recommends that you talk to your builder or electrical/structured cabling contractor for advice on where to place additional outlets.



### Home Networking to Match your Lifestyle

Home networking ensures that almost every technology can be utilised throughout your home. While planning your project, you need to consider your options. How likely are you to use the different areas of your home with particular types of devices? For example, what areas are you likely to have a smart TV? Smart TVs should have a data outlet, free-to-air TV outlet, and if you have Pay TV as well, then a Pay TV outlet is required. For Internet services in your study, a data outlet is required and possibly a telephone outlet for fax services. Monitored security will require a phone service to contact your security organisation of any alerts.

So where should you start? Here are a few basic options to start the ball rolling:

	Data	Fixed Service Telephone	MATV Free-to-Air TV	Pay TV Foxtel (if available)
<b>Single-Storey Home</b>				
Basic Internet with wireless and free-to-air TV	1	1	1	1
Recommended	3	1	1	3
<b>Ideal</b>	<b>5</b>	<b>2</b>	<b>4</b>	<b>4</b>
<b>Two-Storey Home</b>				
Basic Internet with wireless and free-to-air TV	2	2	2	2
Recommended	3	2	3	3
<b>Ideal</b>	<b>6</b>	<b>2</b>	<b>4</b>	<b>4</b>

### Home Networking with StarServe®

Another level of Clipsal 'smart solutions' is home networking using StarServe - the ultimate in home networking infrastructure. With one hub, a StarServe solution will help create a centre for networking all your data, video and telephone needs. This includes your fax, Internet, audiovisual, surveillance cameras and security interface.

Imagine being able to distribute broadband Internet to multiple rooms, or watching HDTV, a DVD or Pay TV on any TV in your home. Your own structured cabling network using StarServe distribution also accommodates print sharing, file sharing and network gaming.

By cabling your home with StarServe Data, you can prepare yourself to take full advantage of all that the NBN has to offer.



## Different Homes Require Different Solutions

The diagram below indicates an optimum solution in a single-storey, single-brick home.

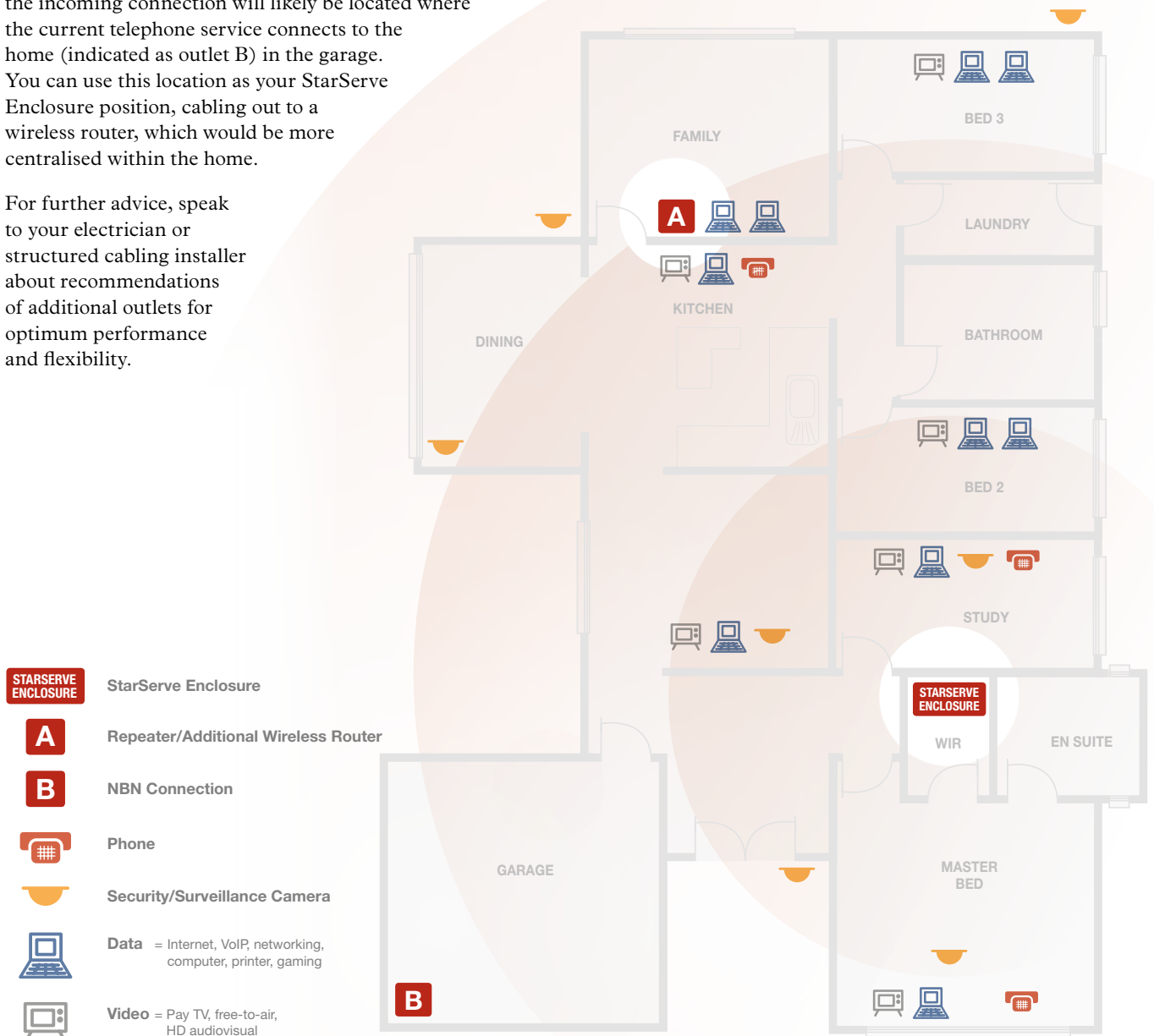
The radar marks indicate typical signal strength from a modem installed in a centralised position, but not obtrusive.

The use of an additional wireless modem or signal repeater (indicated as outlet A) may be required towards the outer ring of the second radar strength indicator, to provide enough wireless signal strength towards the rear of the house.

The flexibility of having a structured cabling network installed means that you can move your wireless router, if needed, to wherever you have a data outlet for optimum signal strength.

For existing homes (known as brownfields), the location of the StarServe Enclosure will be determined by access and the incoming fibre connection outlet. Under the NBN rollout, the incoming connection will likely be located where the current telephone service connects to the home (indicated as outlet B) in the garage. You can use this location as your StarServe Enclosure position, cabling out to a wireless router, which would be more centralised within the home.

For further advice, speak to your electrician or structured cabling installer about recommendations of additional outlets for optimum performance and flexibility.







# Understanding the Building Code of Australia

## Simple Control and Automation

If you're building a new home (or renovating your existing one) it is important to be aware of changes to the Building Code of Australia (BCA) introduced recently.

The BCA requirements specify that every new home or renovation must now achieve a minimum 6-star energy rating. If you don't achieve the minimum rating, your home will not be BCA compliant and building approvals may be rejected by council. If you are dealing with a reputable builder, they should be familiar with the BCA and able to advise you accordingly.

To help you gain a basic understanding of the requirements for electrical works specified in the BCA, we have provided information about some of the energy efficient solutions, which can help you achieve your minimum 6-star energy rating or better. Clipsal has an extensive range of energy efficient smart solutions that can help you to achieve a 6-star energy efficiency rating for your new home. These solutions offer a high level of comfort, convenience, security and energy savings without breaking your budget.



## Lighting

Lighting plays an important role in home design. The new BCA has set strict allowances and specifications for illumination power density (IPD) of artificial lighting, with limitations on the wattage per square metre allowed. This applies to both interior and exterior lighting.

The IPD must not exceed 5W/m<sup>2</sup> in the interior of a house, 4W/m<sup>2</sup> on a verandah or balcony, and 3W/m<sup>2</sup> in the interior of a garage. Although these values can be exceeded if control devices are used. Traditional light sources are also being phased out with the implementation of the new lumens per watt (lm/W) BCA requirements. The code states that new lighting needs to be at least 40lm/W.

Lumens per watt is the measure of how well a light source converts energy into visible light. The Clipsal range of LED downlights are rated at 62lm/W, while traditional halogen downlight efficiency is rated at 16lm/W.

### Lighting Controls

The BCA allows greater flexibility in lighting design and permits the use of higher lighting power densities when lighting control products such as dimmers, timers, sunset switches and motion sensors are used to manage lighting inside and outside the home.

### Infrascan® Motion Sensors

The Infrascan is designed to conveniently turn lights on automatically when movement is detected, and turn them off after a preset period of time. Indoor Infrascans are suitable for open-plan areas, single rooms, offices, laundries, toilets, walk-in robes, hallways and pantries.

The outdoor Infrascan will operate in all weather conditions and features long-range detection with immunity to false triggering. Infrascans can be used for garages, driveways, porches and outdoor living areas. They provide peace of mind by automatically lighting up an area to deter trespassers. They also provide energy and cost savings, as lights are switched on only when required.

### Sunset Switches

Clipsal Sunset Switches use a light sensor to switch lights on once daylight levels drop below the desired level, and switch lights off again at sunrise. They automatically adjust to seasonal changes and are available with inbuilt timers so you can program the lights to turn off after a preset time. Clipsal Sunset Switches are perfect for entrance areas, pathways, garden and car park applications — lighting the way for a safe welcome home and to deter would be intruders.

### Timers

Timers allow for "set and forget" switching that provides exact time control of lights, fans, heaters and other devices. Timers do the work for you and are particularly useful in areas where you need lights, fans or heaters to operate for a short period of time and turn off automatically. Timers are ideal for exhaust fans in toilets and bathrooms, lights in pantries and walk-in wardrobes, or towel heaters in bathrooms. Simply set the timer and it will remember to turn itself off.

## Dimmers

Dimmers don't just set the mood, they can save money too. Most of the time we don't need to set our lights at full brightness to light a room. If you dim your lights you're using less energy to run them. Whether you want to control a single light or string of lights, Clipsal has a dimmer to suit. Clipsal Dimmers are available in a wide range of styles and finishes, with push-button, rotary or remote control dimmer functions.

The combination of implementing ENERGY EFFICIENT lighting products and lighting controls, leads to additional benefits of saving energy and reducing energy costs.

## Perimeter Lighting

The BCA specifies that all artificial lighting located on the perimeter of a building must be controlled by a daylight sensor, or have an average light source greater than 40lm/W. Clipsal Sunset Switches and Infrascan Motion Sensors are the ideal lighting controls for all perimeter artificial lighting.

## Pool and Spa Controls

The BCA also specifies that circulation pumps and heaters on pools and spas be controlled by timer switches. Clipsal offers an extensive range of reliable and weatherproof pool and spa timer switches, featuring seasonal timer programs and programmable timer delays. Timer switches ensure that pool and spa pumps and heaters are only used when required, reducing excess energy consumption and associated costs.

## Ceiling Sweep Fans

Ceiling sweep fans are an ideal low cost method of cooling your home in summer and circulating warm air in the cooler months. They are perfect for bedrooms, living areas and even outdoor applications, such as under verandahs. Ceiling fans must be permanently fixed, have a speed controller and only serve the area specified for its diameter to comply with BCA requirements.

## Exhaust Fans

To prevent excess thermal transfer, the BCA specifies that any exhaust fan must include a sealing device such as a self-closing damper, filter or the like. Clipsal has a range of wall, window and ceiling-mounted exhaust fans, with most of the range fitted with a self-closing draftstopper, reducing thermal transfer and improving heating and cooling performance.





# What is a Smart Home?

**In simple terms, a smart home provides superior comfort, convenience, security and energy savings through intelligent control of lighting and electrical devices.**

The idea of having a smart home is exciting, however it can be confusing to know where to start and what it all really means. Clipsal's Smart Home Solutions can provide intelligent and automated operation of lighting and electrical devices throughout your home. This could be as simple as installing a single motion sensor, dimmer or timer, or as advanced as integrating multiple home technologies into an intelligent control system using Clipsal C-Bus Home Control. A smart home enhances everyday lifestyle and allows you to take control of your home electrical system to suit your needs and budget.





# The Benefits of a C-Bus Smart Home

**A smart home enhances your everyday lifestyle. You won't believe the superior level of comfort, convenience, control, security and energy efficiency until you have experienced it for yourself. With Clipsal's range of smart products, it's easy to be energy efficient.**

The next step from an entry-level smart home is integration. Clipsal C-Bus offers a seamless solution for superior comfort, convenience, control, security and energy efficiency.

## Comfort

C-Bus does the thinking for you. It can dramatically alter the ambience of your home to suit any occasion or mood, while also providing greater levels of comfort. Program C-Bus to turn on your heated towel rails and air conditioning at preset times, or to be activated by outside temperature. With C-Bus, you can enjoy a perfectly heated en suite during those cold winter mornings.

You can even program a "relax" scene. At the press of a button your lights will dim, your favourite music will turn on and your air conditioning will set to the perfect temperature. This all works together to create a new level of comfort and the ultimate relaxation experience.

## Convenience

You'll love coming home more than ever. Simply press the "welcome home" scene when you arrive and C-Bus does the rest. The garage door will open; hallway and kitchen lights turn on; air conditioning sets to the perfect temperature and your favourite music plays through multi-room audio. When you leave the house, it's just as easy. Press the "goodbye" scene to turn off everything and activate the security system.

## Control


C-Bus Home Control adds a "wow factor" without intruding on the aesthetics of your interior décor. Smart home technology greatly improves the usability and functionality of any home, and helps to increase the capital value of the property as well. With C-Bus, you have total control at your fingertips.

## Security

C-Bus Home Control can provide greater safety and complete peace of mind when integrated with your security system. Whether you're at work or away on holiday, your smart home can alert you to what's going on with your security system, while periodically turning lights on and off to give the impression people are home. C-Bus can even provide invaluable help in an emergency, turning on all the lights when smoke alarms are activated.

## Energy Efficiency

With C-Bus, your home can be smart and energy efficient, while also enhancing your lifestyle. With so many advanced features, C-Bus Home Control cleverly operates lighting and electrical devices only when you want them to. As a result, you can potentially reduce power consumption by preventing occurrences such as lighting and air conditioning being left on longer than necessary. That's not just a smart home... that's an energy efficient smart home!






# C-Bus Home Control

**Controlling more than just lighting, C-Bus has the ability to operate devices such as motorised blinds, air conditioning, pool and spa pumps, security systems and home theatre... just to name a few.**

Enhance your lifestyle by combining today's modern technology with the benefits of C-Bus Home Control. The system can be individually programmed to suit your home and lifestyle – further enhancing your levels of comfort and convenience.

Designed so that your whole family can operate it, you can control your C-Bus system from an extensive range of touch screens, DLTs and other wall switches to blend in with your home and complement your décor. Whether you're outside, inside, or away from your home, C-Bus provides complete control via a web-enabled device, such as a smartphone, laptop or tablet PC.

With C-Bus, elements such as lighting, audiovisual systems and air conditioning can be programmed to work in unison at the touch of a button. Referred to as a "scene", this function allows a specific mood or atmosphere to be created quickly and easily.



**All of the following elements can be controlled through C-Bus Home Control, or incorporated into scenes for the ultimate experience.**

### Lighting Control

Lighting control is a fundamental part of a C-Bus system. It provides user-friendly, convenient benefits, such as a "welcome home" scene to turn on garage, pathway and hallway lights at the touch of a button.

There are also many energy saving benefits to be gained from lighting control. You can utilise sensors and timers to turn off lights automatically, and dimmers to reduce the amount of power consumed when full light isn't required.

### Irrigation

Automated irrigation reduces water wastage far beyond that of a standalone irrigation system. Efficiencies can also be further maximised by considering daytime temperature, rainfall, wind speed, and ground moisture, all conveniently monitored and controlled by C-Bus.

### Air Conditioning

Integrate air conditioning into a C-Bus Home Control system, utilising schedules and sensors along with automated windows and blinds. This ensures your air conditioning system operates far more efficiently so you will enjoy the perfect temperature all year round.

### Multi-Room Audio

A Clipsal Multi-Room Audio system allows you to listen to music throughout your home. Control of audio is from the

same switches and touch screens used to control other aspects of a C-Bus Home Control system. You have the choice of either the same music or various sources in different rooms.

### Windows and Blinds

Motorised windows and blinds are incredibly practical. When controlled by C-Bus, they can greatly improve comfort levels by automatically adjusting according to the surroundings. You can enjoy the perfect amount of ambient light, airflow and temperature all year round.

### Home Theatre

Simplify the operation of your home and replace multiple remote controls with a universal remote. When integrated into C-Bus, your universal remote can also activate the room's lighting and curtains.

### Home Security

C-Bus Home Control integrated with your security system, provides fantastic benefits, such as periodically activating lights as a deterrent when you're away and alerting you via email or SMS if there is an intrusion.

### Keyless Entry

Keyless entry takes on a whole new level of functionality when integrated with C-Bus. Elements such as lighting, music and air conditioning can be activated upon entry.





Now that you understand what C-Bus can offer, consider what you would like it to control in your home.



lighting



lighting



ceiling sweep fans



curtains and blinds



lighting



energy monitoring



multi-room audio



ceiling sweep fans



curtains and blinds

---

**Wireless Lighting Control**



# C-Bus - The Scalable Home Control Solution

**C-Bus Home Control can be easily customised to suit your specific requirements. The capabilities and function combinations are endless, and limited only by your imagination.**

C-Bus Home Control gives you remote or automated control of different elements within your home. For some, it might be as simple as wanting the ability to turn off all your appliances via remote control to reduce standby power and conserve energy.

Alternatively, you might want to control your entire home at the touch of a button. It's important to understand that a C-Bus Home Control system doesn't need to be expensive or extensive... the choice is yours.

When you're deciding what to include in your home control system, it is important to consider the following:

## 1) What Do You Want to Control?

The scope of what C-Bus can control and automate is extensive. For instance, you can control just lighting, or lighting and multi-room audio. Or, you can have your whole home automated by incorporating lighting, multi-room audio, air conditioning, heating, energy monitoring, irrigation, blinds and curtains, environment sensors, windows, ceiling fans, security, surveillance, pool and spa equipment, audiovisual equipment and access control; all into one intelligent, managed system.

## 2) What Areas Do You Want to Control?

Once you've worked out what elements you want to control, it's just as important to consider what areas of your home you want to control. A wired or wireless C-Bus system can be installed to control one or more elements i.e. lighting in the living room, or audio and lighting in the dining room.

Similarly, C-Bus can control just the living and entertainment areas, outside, in multiple rooms, or your entire home.

## 3) What Level of Functionality Do You Require?

The C-Bus system is designed with maximum flexibility and functionality in mind. Wireless systems, which use radio frequencies to send command signals, are perfect for use where one function or one room requires control, such as lighting in the living room. Wireless systems can also be used to complement or extend existing C-Bus installations.

Wired systems are more suited to new homes or renovations, where cabling can be easily installed into the wall cavities during the building process. Functionality can be further enhanced via integration with other systems around your home. The type and number of wall switches or touch screens needed will depend on where and how you want to control your system, including control from portable devices, both within the home and remotely over the Internet.

## 4) What is Your Budget?

A benefit of the C-Bus system is that the control functions can be easily modified or added, to suit your requirements as they change. The cost of a C-Bus system is determined by what areas and what functions you want to control, as well as how you want to control it. If you require some advice, speak to a Clipsal Partner, who can design a C-Bus Home Control System to suit your needs and budget.

As you can see, C-Bus is a flexible and expandable system, specifically designed to grow and complement your lifestyle. No matter what level of control and automation you choose for your home, you will enjoy an enhanced level of comfort, convenience, control, security and energy efficiency.



Fully Integrated Control System



# Energy Efficiency Benefits of C-Bus

**Do your part for the environment by using energy more efficiently with C-Bus Home Control**

With so many advanced features, C-Bus allows you to take complete control of your lighting and electrical devices. Through sensors, timers and system programming, they will operate only when required and prevent energy wastage from lighting and electrical devices being left on.

Understanding where excess power is being used is key to reducing your household electricity bills. With C-Bus you can measure, monitor and control your energy consumption, then modify your behaviour and adjust your settings accordingly.





## C-Bus Home Control uses energy more efficiently through:

### Dimmers

Dimmers can assist energy efficiency by extending the life of your lamps, while reducing your power bill. Lights can be dimmed to 20% when you are watching a movie, or incorporated into a “dining” scene for the perfect ambience during dinner.

### Occupancy Sensors

Sensors in your pantry, hallway or closet will automatically turn lights on when you enter and then off when you leave.

### "All Off" Switch

At the press of a button, automatically turn off all your lights and appliances that may use standby power. An “all off” function can be incorporated into an “away” or “goodbye” scene for when you leave your home.

### Fan Control

By applying C-Bus Fan Controllers with C-Bus temperature sensors, C-Bus Home Control can maintain adequate airflow and effective air movement, reducing the reliance on artificial heating and cooling.

### C-Bus Thermostat

C-Bus Thermostats can be easily set to function in a power saving mode. Heading off to work? Simply press the “goodbye” scene on your keypad or touch screen to turn off all the lights and reduce energy consumption for heating or cooling.

### Air Conditioning

Air conditioners can be integrated with C-Bus and controlled by timers and sensors to operate more efficiently. For instance, program your heating or cooling to only turn on when it reaches a certain temperature outside.

### Light Level or Daylight Sensors

Automatically adjust lighting according to the natural ambient light coming in through your windows to create a perfectly lit environment.

### Blind Control

Motorised windows, blinds and curtains will optimise natural light, automatically opening and closing to reduce thermal transfer and minimise reliance on artificial heating and cooling.

### Time Scheduling

With simple time scheduling, C-Bus Home Control can turn lighting and electrical devices on and off as required. For example, if you arrive home from work at 5:30pm, schedule your air conditioning to turn on at 4:30pm.

### Irrigation System

An automated irrigation system reduces water consumption far beyond that of a standalone system. Efficiencies can be maximised by considering other variables, such as daytime temperature, rainfall, wind speed and ground moisture.



# C-Bus Multi-Room Audio

## Audio Throughout Your Home

If you're including C-Bus in your home, then the C-Bus Multi-Room Audio system is an absolute must. From a single zone on the back patio, to every room in your home, it provides a multi-source system that's completely flexible. Each music location (music zone) can select audio from the system or have its own local source, such as an MP3 or CD player, so everyone can listen to their favourite music in separate rooms without affecting the rest of the family. Clipsal's Professional *Bluetooth*™ Audio Receiver can also provide additional functionality and connectivity to your C-Bus Multi-Room Audio system, by streaming music wirelessly from a portable device in either a local or multi-source situation.

## Features That Fit Your Lifestyle

This elegant solution provides total control of music from anywhere in the home and can be controlled by the same DLT wall switches, touch screens or Wisier Home Control, that control your lights, security system, etc. The C-Bus Multi-Room Audio system also allows you to change radio stations, skip CD tracks, or change songs streamed from your computer, which means you don't have to get up and change rooms whenever you want to change music.

When controlled by Wisier Home Control or a 6.4" colour touch screen, you can also view the cover art image from a digital audio file along with "now" and "next track" information, whilst having control of your music using the familiar audio transport controls (play, stop, pause, etc).

C-Bus Multi-Room Audio can be enjoyed further when incorporated into C-Bus scenes. If you're entertaining friends, consider a "dining" scene, where at the push of a button the lights dim to the perfect level and your selection of music commences. Or wake up in the morning to your favourite tunes, using a C-Bus schedule to turn on at a particular time to act as an alarm clock.

## Quality Speakers Deliver Crisp, Clear Audio

To achieve great sound and enhance your audio experience, you need superior speakers. The C-Bus Multi-Room Audio range includes a fantastic selection of industry-leading KRIX® speakers to suit your specific audio requirements. Whether discreet downlight sized speakers; wall or ceiling speakers; or even weatherproof speakers for your outdoor entertaining area, C-Bus Multi-Room Audio has the right solution for you.



Holographix



Hemispherix



Atmospherix



Aquatix



Tropix



# Wiser™ Home Control

**Wiser Home Control is a gateway to your home network and delivers access to your C-Bus Home Control system via electronic devices you probably already own.**

Wiser Home Control introduces a whole new level of functionality and connectivity throughout your home. If you already own electronic devices such as web tablets, mobile phones or PCs, then you are already on your way to having total control within your home (or anywhere in the world). Wiser makes accessing and using the technology in your home easier and more convenient by providing seamless control of music, air conditioning, lighting, sprinkler systems, security, energy use and more – allowing you to monitor and control all of this from a mobile device or laptop. But it isn't just about bringing out the best in your C-Bus Home Control System; with Wiser all of your technology will be easier to use, which means you'll use it more often.

Wiser is an affordable addition to any C-Bus Home Control system. From simple control of a few devices, to complete home automation, Wiser offers a whole new level of convenience and functionality. Wiser can also save you time and money by allowing your installer to make any changes or adjustments you may require over the Internet, should you choose.

## **Let Wiser Home Control Make Life Simpler**

Wiser allows you to stay connected to your home without even being there. For instance, if your security alarm is activated, Wiser will switch on all the lights as a deterrent, send a priority email to alert you, then allow you to check your web cameras via smartphone. In the case of a false alarm, you can reset the alarm and switch off all the lighting with minimal disruption to your day. Wiser provides you with total control, no matter where you are, allowing you to make things happen automatically according to your lifestyle and routine. Turn on your air conditioner on the way home, or check that everything is switched off via the Internet when you get to work. The power is in the palm of your hand.





# The Belle of Beaumont

During the 1800s Fernleigh House presided over 11 acres and held prime position in the Adelaide suburb of Beaumont. The intervening years have seen the land gradually divided to accommodate smaller housing blocks and roads, but the original house and large front yard remain an elegant reminder of the estate that once was.

The facade of the home has been maintained in the original 1800s style, though most of the house has been renovated at some point over the years, including after a fire during the 1920s. The current owners have recently renovated again, and along with knocking out walls and building new rooms, they have installed something that the original owners could never have even imagined – a Clipsal C-Bus lighting control system.

## Damp Beginnings

It was a salt damp problem, causing significant damage to the lower rooms of the home that became the catalyst for the current owners of Fernleigh House to begin their renovations.

Transforming the downstairs area into an artist's studio, home theatre, cellar and storage room, the couple decided to install a C-Bus system.

Working closely with their electrician and C-Bus system integrator, the many different facets of the owners' lifestyle were considered before programming their lighting control. Things such as their daily habits and what type of entertaining they do. These types of questions allowed for advanced programming of the C-Bus system to better meet their needs.

Clipsal Saturn switches in mid-brown were selected for use throughout the home. To provide access to cabling for the stereo in the theatre room, Clipsal Cable Management

products create a clean finish and provide easy access for the homeowner when he wants to alter the set up.

## Clever Lighting for Energy Efficiency

The renovation included the removal of existing external walls, replacing them with floor to ceiling windows, as well as opening up the interior with a large open plan kitchen and dining area.

After discussions with the professionals working on the project, the owners included ENERGY EFFICIENT products in their new electrical system.

The house demands a certain level of lighting and they certainly didn't skimp on the quality. Using ENERGY EFFICIENT fittings, being clever about placement and having lights automatically turn off when they are not needed has worked to reduce the family's overall power usage.

Clipsal low voltage downlights were chosen for the job because of their energy efficiency, dimming compatibility, and their ability to create dramatic lighting effects to highlight the features of the house. Clever lighting design has been utilised, so that rather than just having lights equally spaced in a ceiling, they are positioned where they will be most useful. For example, in the kitchen a large pendant lamp has been hung above the primary bench space with under cupboard lighting

used to illuminate the bench areas. Above the dining table, a row of downlights has been installed to provide lighting for dinner parties. These lights can be dimmed as required.

To ensure lights are not left on accidentally for extended periods, the C-Bus system has been programmed with a “Goodbye” scene which turns off everything in the house, except the air conditioning. This scene can be activated when everyone is ready for bed, or when the family leave the house. A similar scene has been programmed into the Clipsal Saturn DLT switch located at the top of the stairs. This button turns off all lighting in the three rooms downstairs, as well turning off the recessed stair lighting.

Sensors have been installed in the walk-in-robe as well as in large cupboards to help the family save energy. The sensors automatically turn on the lights when the doors are opened, and then turn the lights off after a set period. The walk-in-robe and bathroom have an additional schedule set, so that between midnight and 5am, if the sensors are activated, the lights will automatically switch on at a reduced level.

### C-Bus for Comfort

As well as saving money on their electricity bills, the owners of Fernleigh House are enjoying a few luxuries, made simple by integration with C-Bus.

When the couple pull up the driveway, a Clipsal sensor detects the movement and automatically turns on the lights. When they open the garage door, the C-Bus control system has been programmed to deactivate the alarm, as well as turning on selected lights to allow safe passage into the house. At the front of the house, downlights can be turned on and off and dimmed via C-Bus and a water feature in the front yard is also integrated into the system.

Heated towel rails in the bathroom have been integrated so that they can be set to a timer to dry towels for 30 minutes after someone has a shower. Also in the bathrooms, electric louvres have been integrated with the C-Bus system so that they can be opened and closed with ease. Similarly, electric blinds have been integrated so that they can be operated with just the touch of a button, and in the main bedroom the ceiling fan can be controlled through the C-Bus system.

The kitchen and the lounge room have been designed as one open plan space, with a wide central pillar acting as a ‘wall’ to separate the two rooms. Large scale doors are fitted flush with the pillar and can be rolled into place to properly divide the two areas when required. Joining these two areas is a floating ceiling. Recessed into this are Clipsal LED strip lights which, through the C-Bus control system, can be set to display different colours. Lighting for the swimming pool has also been integrated with the C-Bus system to give the owners the option of turning on either all lights, or every second light.

### Music to Their Ears

The owners of Fernleigh House requested the installation of Clipsal Multi-Room Audio (MRA) as a way to easily move music around the house, and with three children, they wanted to be able to listen to different radio stations in different rooms.

To achieve this, Clipsal Multi-Room Audio has been installed in the main living areas and study, as well as the bathrooms and gym. For crystal clear radio tuning, a third party digital radio tuner was integrated with the MRA. The owner has also uploaded his album collection into the C-Bus system.

### A Wiser Way with Technology

To access their electrical control system when they are not home, the owners have installed Clipsal Wiser technology. Wiser can be accessed securely through any device with Internet access (smartphone, tablet, computer) and allows them to turn lights and air conditioning on and off, and view footage taken on their security cameras. A digital video recording device is used to keep a copy of the footage for security requirements.

A Clipsal Current Measurement Unit has also been installed at the home, so that through the C-Bus touch screen and Wiser application, the owners can keep track of their energy usage, and see at any particular time how much energy they are using.

“Our electricity bills were getting higher and higher, but since we have had the new system installed, they have dropped back considerably” one of the owners of Fernleigh House commented. “The system is energy efficient, convenient and very useable; and on top of all this, it can help you create a great atmosphere with selected lighting and music.”

Combining the elegance and strength of yesteryear with the latest and most sophisticated home technology, Fernleigh House stands as a testament to the phrase that “if a job is worth doing, it is worth doing well”.





# Giving Back to the Community with Clipsal Smoke Alarms

**At Clipsal by Schneider Electric, we're proud of our association with the Julian Burton Burns Trust, Australia's leading non-profit organisation dedicated to burn injury. They are committed to burn prevention programmes, establishing and delivering care and support services for burns patients and their families, and advancing world-class research into burns treatment.**

Burn injury is one of the top three causes of accidental death in children under five years of age and is one of the three most common injuries suffered by an Australian each year.







### Giving Back to the Community with Clipsal Smoke Alarms.




Every purchase of a Clipsal smoke alarm sees fifty cents contributed towards helping alleviate the pain and suffering of burns victims across Australia. The funds raised to support the Julian Burton Burns Trust are distributed via the Clipsal Community Grants Programme. Clipsal is proud of this national partnership with the Julian Burton Burns Trust and the significant contribution it provides through community programmes and projects across Australia, with the key focus on the prevention of burns through community education and enabling best practice care and support services for burn survivors.

Clipsal Firetek is a market leader in mains wired smoke alarms. There is a natural affiliation for Clipsal to partner with the Julian Burton Burns Trust, since Clipsal smoke alarms help save lives. All Clipsal smoke alarms, including the Firetek brand are included in the partnership programme.

Together with Clipsal, you can make a difference to the lives of Australian burns sufferers. Simply choose Clipsal every time you buy a smoke alarm.

For more information, go to [clipsal.com/burnstrust](http://clipsal.com/burnstrust)

#### Where every 50 cents goes:

-  Prevention Programmes
-  Patient Care Services
-  Support Services

### Did you know?

You lose your sense of smell when you're asleep. In the event of a house fire, despite its strong smell, smoke can creep up on you and the smell will not wake you up.

Installing a mains powered, reliable, high-quality smoke alarm will ensure that you and your family are protected 24 hours a day.

Smoke alarms should be tested every month and batteries replaced once a year. To test the battery, press and hold the test button. This should be done with the mains power switched off (turn off the lighting circuit at the switchboard).

It is recommended that you replace your batteries once a year to ensure that they will work should the need arise.

Smoke alarm units do not last forever and should be replaced every 10 years.

### Defending Your Home and the People You Love, 24/7.

Smoke alarms are a vital first line of defence against debilitating burns and the trauma they cause for many years after the initial injury. Many injuries caused by house fires can be prevented through a better warning system provided by mains-wired smoke alarms.

There are over 10,000 house fires in Australia, every year. The majority of house fires happen when people are asleep – usually between 9pm and 6am – and they can happen in the blink of an eye. Smoke alarms save lives and protect property from fire.

Most homes should have at least two smoke alarms installed, and in many cases an alarm in every room where doors are regularly closed (especially in bedrooms if you sleep with the door shut). All smoke alarms in your home should be interconnected, as this allows all alarms to activate simultaneously when one detects smoke.

#### About The Clipsal Firetek 755 Series.

The Clipsal Firetek 755 Series includes both ionisation and photoelectric models, in both surface-mount and unobtrusive flush-mount designs. Clipsal smoke alarms are mains powered with battery backup so the alarm works every time, even during a power failure. For ultimate protection, a combination of ionisation and photoelectric smoke alarms is recommended.





# Three Steps to Complete Electrical Protection in Your Home

- 1. Protect People - Clipsal Safety Switch**
- 2. Protect your Home - Clipsal Circuit Breakers**
- 3. Protect your Possessions - Clipsal Surge Protection**

Although Australia has one of the safest electrical systems in the world, accidents still occur.


A faulty or poorly maintained appliance, a frayed cord, wet hands or carelessness with power tools are all situations that can lead to electrical hazards. The high level of protection offered by the Clipsal Safety Switch is well documented and every new home in Australia is required by law, to have one installed. It is also a legal requirement for rental properties in some Australian states. While a Safety Switch is a good start, there is still more you should do to ensure your family and home have the ultimate level of safety and total protection. Contact an electrician to check your electrical switchboard and ensure

you have Safety Switches, circuit breakers and surge protection working together to protect. Without all three, you are not fully protected from electrical faults and incidents.

Most of us have no idea what is going on inside our switchboard. The only time we tend to even remember it is there is if we have to open it up and flick a switch when we've lost power somewhere in the house. But a basic understanding of what is (or isn't) in there, and what the different bits and pieces do, is handy knowledge to have.



## Circuit protection equipment



This picture above demonstrates an ideal switchboard, with all of the apparatus you really need to keep your family, home and possessions safe. It is necessary to have a range of circuit protection equipment installed, as different products perform different functions. Naturally, everyone's switchboard will be a little different, depending on how old your home is and where it is located – but the basic principles remain the same. It is important to remember that all electrical work should be performed by a suitably qualified professional and if you are in doubt about anything to do with your electrical system, you should speak to a licensed electrician.

Neither safety switches or miniature circuit breakers (MCBs) protect against electrical surges. To guard against this, surge

protection devices are recommended both in the switchboard and within the home.

Nuisance tripping of the Safety Switch could indicate a possible earth leakage problem due to faulty wiring or faulty appliance.

Nuisance tripping of the circuit protection could indicate the possibility of excessive loads on a circuit, and additional circuits may need to be installed from the switchboard to reduce the load.

If your Safety Switch trips out immediately, or soon after being reset, then it is highly likely that you have a faulty appliance. You will need to disconnect all appliances on the protected circuit and individually test each one until you find the fault.

## Residential Safety and Security Checklist

- Choose high-quality smoke alarms from a reputable supplier (Clipsal FireTek® recommended).
- Test your Clipsal Safety Switch on a monthly basis by operating the inbuilt test function.
- Ensure you have more than one smoke alarm installed in your home and that they are suited to the area in which they are installed.
- Ensure all electrical work is carried out by a licensed and qualified electrical contractor. As tempting as it might be to perform unauthorised electrical work and minor repairs, it is important to remember the risk of electrocution. Also, be aware that damage from unauthorised electrical work can void home insurance policies.
- Fuses and circuit breakers are not Safety Switches. They are designed to safeguard electrical circuits from overloading to protect property, not people.
- Never use a power tool or appliance that you know is faulty or has a frayed cord.
- Always switch off a power outlet before you plug in or unplug any power tool or appliance.





## A Little Care Goes a Long Way

**Caring for your Clipsal accessories is easy and will enable you to enjoy their style for many years to come. Although the entire Clipsal range is manufactured from durable scratch and chemical resistant materials, please avoid using chemical cleaners. For the best results, simply wipe down your accessories with a non-abrasive, warm, damp cloth.**

### **Do You Have Damaged Power Outlets or Light Switches?**

Houses are built to last for a long time, however elements within your home require regular maintenance or replacement to remain in a safe condition. For example, roofs and gutters will last for decades, but at some point will have deteriorated to the point that they require maintenance. Power outlets and light switches are much the same. They are manufactured to withstand years of repetitive use, but can slowly deteriorate over the years and eventually require maintenance or replacement.

Damaged power outlets or light switches present a potential safety concern for you, and your family, as they contain live wires and could lead to a shock or fire hazard. Damaged power outlets and light switches should not be ignored. If you notice damage to a socket or switch in your home, you should contact a licensed electrician to replace it as soon as possible.

To find a licensed electrician in your area, go to [clipsal.com](https://www.clipsal.com) or visit [clipsal.com/care](https://www.clipsal.com/care) for more information about product care and maintenance.

## The Range

# Time to Get Choosy

Adapt Your Home to the Rhythm of Your Life.

The vast range of Clipsal accessories are designed to enhance your life. Whether you want to make a bold statement, or achieve a subtle, understated touch, there is sure to be something that pushes your buttons. From a modern glass look or textured metallic finish, to a classic European or heritage style, you're sure to find an option that will bring your home to life.

From minimalist interior design, to interchangeable surrounds that can be ordered from a huge Laminex® selection, the options are almost limitless.

The following pages highlight the Clipsal range of switches in greater detail. Don't forget, you can also see how fabulous they would look in your home by downloading the Clipsal iSelect app.

Don't Forget to Switch the **Emphasis** a Little

The following pages also feature a comprehensive selection of products, including; energy-efficient lighting, ceiling fans, air movement, bathroom heating and cable management. eDLT switches and touch screens controllers for your C-Bus Home Control system, should also be considered in your home electrical plan.

After all, what use is the perfect switch unless it adds value to your life every time you use it?

Life Is On™



**Saturn**  
Page 82



**Slimline**  
Page 85



**Metal Plate**  
Page 86



**Impress**  
Page 87



**Strato**  
Page 88



**Modena**  
Page 90



**Heritage**  
Page 91



**Classic**  
Page 92



**2000 Series**  
Page 93



**C-Bus**  
Page 100



4061PB-PW



4062PB-PW



4063PB-PW



4061AL-PW



4061PB-OM



4062PB-OM



4063PB-OM



4062AL-OM



4061PB-EB



4062PB-EB



4063PB-EB



4061AL-EB

COLOURS

- Pure White (PW)
- Ocean Mist (OM)
- Espresso Black (EB)

## SATURN™ 250V Range

**Simplicity. Beauty. Style.**

The unique Clipsal Saturn collection offers a range of popular electrical accessories that are perfectly matched to each other and complementary products from the C-Bus Saturn Home Control range.

The Clipsal Saturn range is manufactured from premium quality materials. The elegant glass look, available in Ocean Mist, Espresso Black and Pure White, complements popular modern surfaces and the hard-wearing finish makes Saturn ideal for kitchens, bathrooms and family areas.

Measurements: 116mm L x 75mm W x 12mm D.





4025-PW



4034VH-PW



4062E450UD-PW



4061VF3CSF-PW



4061/45-PW



4015-OM



4031VH-OM



4062E450UD-OM



4061VF3CSF-OM



4061/45-OM



4025X-EB



4033VH-EB plus  
30USBCM



4062E450UD-EB



4061VF3CSF-EB



4061/45-EB

### See the light with Saturn

LED indication technology is incorporated into the innovative design of the Saturn range. The cool-blue, glowing LED offers a point of difference for your switches.

### Create the mood and help save energy

Saturn Dimmer Switches provide the perfect mood lighting for any occasion. They give you complete lighting control, while maintaining the sleek, stylish look of Saturn; not to mention the advantage of energy efficiency to help you save on your power bills.



Also available with a cool-blue, glowing LED



Also available with label caps



4061PB-HS



4062PB-HS




4061AL-HS



4062AL-HS



4025-HS



4025H2-HS



4061PB-HB



4062PB-HB



4061AL-HB



4062AL-HB





4025XA-HB



4025H2-HB

COLOURS

-  Horizon Silver (HS)
-  Horizon Black (HB)

# SATURN™ HORIZON

**Textured, metallic finish**

Clipsal now offers a textural metallic finish that comes in two fantastic new colours - Horizon Silver and Horizon Black. Saturn Horizon Switches feature a flat, square edge design that will complement any modern interior.

Saturn Horizon comes with a subtle charcoal grey frame, and push-buttons that perfectly match the stylish new fascia. The metallic finish of Saturn Horizon is especially suited to today's kitchens, complementing modern stainless steel appliances.

Measurements: 116mm L x 75mm W x 12mm D.



SC2025X-WE



SC2015-WE plus  
SC2015C-BB



SC2025-WE plus  
SC2025C-BA



SC2031VTV75-WE



SC2031VAPB-WE



SC2031E2PUDR-WE



SC2031VA-BK plus  
SC2031C-GD



SC2033VA-WE plus  
SC2033C-CH



SC2031VA-WE plus  
SC2031C-BA plus  
30USBCM



SC2032VA-BK



# SLIMLINE® SC2000 Series

## Classic, sophisticated style

The Slimline range of switches and sockets are only 4mm thick, making them amongst the lowest profile available. Slimline, offers a comprehensive range that is unique, but still looks at home when used alongside the Classic range. A variety of metal-look covers are also available.

Measurements: 116mm L x 76mm W x 4mm D.

### INTERNAL COLOURS

- White (WE)
- Black (BK)
- Cream (CM)

### SURROUND COLOURS

- Chrome (CH)
- Gold (GD)
- Brushed Aluminium (BA)
- Brushed Brass (BB)
- Chrome Shadow (3S)
- White (WE)
- Cream (CM)
- Black (BK)
- Brown (BR)



B31A-WE



BB31A-WE



BSL32VH-WE  
plus 30PB-WE (x2)



BBSL31VA-WE



BSL25A-BK



BSL25A-WE



BBSL25A-WE



BA25A-BK



A15A-BK






BA32VH-WE  
plus 30PB-WE  
(x2)






A32VA-WE

**SURROUND COLOURS**

-  Anodised Aluminium (AA)
-  Stainless Steel (SS)
-  Polished Brass (BS)

**INTERNAL COLOURS**

-  White (WE)
-  Black (BK)
-  Brown (BR)

## METAL PLATE Range

**Minimal, sleek and stylish**

Stainless steel Metal Plate Switches and Power Outlets look superb in today's modern architectural interiors, while the polished brass models beautifully complement a more traditional décor.

The Metal Plate range is available in curved (A style) and flat (BSL style) designs. The flat models are only 1.2mm deep, making them the lowest profile switch and outlet on the market.

Measurements: 130mm L x 85mm W x 1.2mm D (BSL & BBSL ranges)  
 115mm L x 70mm W x 10mm D (A style switches and single power outlets)  
 130mm L x 86mm W x 28mm D (A style twin power outlets).



**2000 SERIES IMPRESS PUSH-BUTTON**



2030PBL



2032PB



2034PB



2033VAPBL

**C2000 SERIES IMPRESS PUSH-BUTTON**



C2030PBL-WE



C2032APBL-WE  
plus C2002C-GD



C2031VAPB-WE



C2034VAPBL-WE

**SLIMLINE SERIES IMPRESS PUSH-BUTTON**



SC2033VHI-WE plus  
30PBL-WE (x3) plus  
SC2033IC-BA



SC2033VAPB-WE plus  
SC2033C-BB



SC2033VAPB-WE



SC2034VAPBL-WE plus  
SC2034C-BA



# IMPRESS™ Push-Button

**Push the right buttons**

The contemporary Impress Switch is stylish, practical and sleek. The unique push-button feature provides smooth, reliable action and compatibility with the Slimline, Standard, 2000, Metal Plate and C2000 ranges. Impress is perfect for new homes and renovations, providing a truly contemporary style. For added convenience, they're available with cool-blue, LED ON/OFF indicators.

Measurements: 116mm L x 76mm W x 4mm D (SC2000 & SL2000).



Also available with a cool-blue, glowing LED.

**SURROUND COLOURS**

- Chrome (CH)
- Gold (GD)
- Brushed Aluminium (BA)
- Brushed Brass (BB)
- White (WE)

**INTERNAL COLOURS**

- White (WE)



S8081LHA-WE  
S8081LHA-BK



S8082LHA-WE  
S8082LHA-BK




S8083LHA-WE  
S8083LHA-BK



S8082HPBL-WE  
S8082HPBL-BK



S8083HPBL-WE  
S8083HPBL-BK




S8084HPBL-WE  
S8084HPBL-BK



S8025L-WE  
S8025L-BK



S8082E450UD-WE  
S8082E450UD-BK



S8081E2PUD-WE  
S8081E2PUD-BK



S8082E2CFLD-WE  
S8082E2CFLD-BK



S8081VF3CSF-WE  
S8081VF3CSF-BK



S8082E500F-WE  
S8082E500F-BK

INTERNAL COLOURS

- White (WE)
- Black (BK)

# STRATO

**Sleek, modern design**


Strato provides a minimal, low-profile design that complements any modern interior. The unique modular look will appeal to those who want an eye-catching, stylish switch to suit today's interior designs.

A wide range of configurations is available in both black and white, providing a seamless electrical solution. If none of the standard interchangeable coloured surrounds suits your requirements, custom colour options can be ordered from a huge Laminex® selection.

With an extensive choice of easily interchangeable colours, you can change your switch colour to suit future trends and styles.

Measurements: 83mm L x 124mm W x 9mm D.

MIX 'N' MATCH COLOURS AND SURROUNDS



S8084LHA-WE  
S8084LHA-BK



S8081HPBL-WE  
S8081HPBL-BK



S8031VH-WE  
S8031VH-BK




S8025L-WE  
+ S8000HC-RX



S8015L-WE  
S8015L-BK



S8015XL-WE  
S8015XL-BK



S8032VH-WE  
S8032VH-BK



S8083LHA-WE  
+ S8000HC-TL



S8082E450L-WE  
S8082E450L-BK



S8082E450T-WE  
S8082E450T-BK



S8033VH-WE  
S8033VH-BK plus  
30USBCM



S8015L-BK  
+ S8000HC-GJ



S8081L32-WE  
S8081L32-BK



S8083LLFH-WE  
S8083LLFH-BK



S8082LHA-BK  
+ S8000HC-BA

COLOUR SURROUNDS (Colours and finishes can vary as trends change. Visit [clipsal.com](http://clipsal.com) for latest standard colour options.)



S8000HC-BA  
Brushed Aluminium



S8000HC-WG  
Ghost White



S8000HC-WS  
Moleskin White



S8000HC-TS  
Stringy Bark



S8000HC-BP  
Black Pearl



S8000HC-TL  
Tawny Linewood



S8000HC-RX  
Pillarbox Red



S8000HC-GJ  
Juicy Green



S8000HC-BM  
Black Magic

**Laminex**<sup>®</sup>  
Inspire your space



M8081LHA-WE  
M8081LHA-BK



M8082LHA-WE  
M8082LHA-BK



M8083LHA-WE  
M8083LHA-BK



M8084LHA-WE  
M8084LHA-BK



M8083HPBL-WE  
M8083HPBL-BK



M8084HPBL-WE  
M8084HPBL-BK



M8015L-WE  
M8015L-BK



M8015XL-WE  
M8015XL-BK



M8015XLV2-WE  
M8015XLV2-BK



M8025LV2-WE  
M8025LV2-BK



M8015VXXLLV2-WE  
M8015VXXLLV2-BK



M8084LVA2-WE  
M8084LVA2-BK

COLOUR SURROUNDS



M8000HC-PT  
Platinum



M8000HC-CC  
Charcoal



M8000HC-DB  
Blue



M8000HC-RD  
Red



M8000HC-CP  
Champagne



M8000HC-GM  
Gunmetal



M8000HC-CH  
Chrome

INTERNAL COLOURS

White (WE)

Black (BK)

# MODENA

**Classic, sophisticated style**

Modena has been designed with the best form, function and safety features in mind. This classic range comes with larger switches and easy-to-view indicators, tailored with a subtle, minimalist finish. The large, soft-resistance switch mechanism provides easier operation and practical functionality for all users – including those with limited mobility.

The range of finishes, colours and configurations provides an option to suit any interior décor and perfectly complement residential or commercial environments. Modena caters for all applications and specific requirements. From audiovisual and HDMI, to push-button dimmer options, Modena is a complete modular switch solution.

Measurements: 124mm L x 83mm H x 9mm D.





1920/343-CH



1920C412-BK



1920CR30-BK



1920C30-WE



1920/343-BS



1920/412-BR



1920/500F-WE



1920S30FLM-BS



1920/343-FB



1920F412-WE



1920AR30-WE



1920A30-BK



1920MB2-CD



1920MB1-PN



1920MBR-UC



# HERITAGE Range

## Old-world charm

The Heritage range combines old-world charm with the benefits of today's technology.

These switches and sockets are the perfect solution for those renovating an older style home, or to complement the décor of a new federation style dwelling.

Unlike toggle switches of the past, the Clipsal Heritage range offers the safety standards and reliability of modern materials. They're even adaptable to suit outlets for TV antennas, faxes and computers.

Measurements: 58mm diameter, porcelain base  
52mm diameter, metal base.

### CERAMIC BASE

White (WE)  Black (BK)

### SURROUND COLOURS


- Florentine Bronze (FB)
- Antique Brass (AB)
- Chrome (CH)
- Polished Brass (BS)

### SOCKET COLOURS

- White (WE)
- Black (BK)
- Brown (BR)

### MOUNTING BLOCKS

- Cedar
- Pine
- Undercoat



C2025-WE



C2015D4-3A



C2031E2PUD-WE



C2031E2RUD-WE



C2032E500F-WE



C2034VA-WE plus  
C2034C-BA



C2031VA-WE plus  
C2031C-GD



C2034VA-BK plus  
C2034C-GD



C2032VA-SG plus  
30USBCM



C2032VA-BK

SURROUND COLOURS

- Chrome (CH)
- Gold (GD)
- Brushed Aluminium (BA)
- Polished Brass (BS)
- Stainless Steel (SS)
- White (WE)
- Cream (CM)
- Black (BK)
- Brown (BR)

## CLASSIC C2000 Series™

### Nothing outclasses a classic

The smooth curves and sleek lines of the Classic range reflect the latest interior design trends.

Remarkable and affordable, the Classic range features a level of quality and elegance that you would expect from electrical switches and power outlets costing much more.

Metal cover finishes and moulded covers with finishes such as Arctic Silver and Chrome Shadow, are also available in the Classic quad power outlets. As covers and grid plates are easily interchangeable, you can create combinations to match any décor.

Measurements: 116mm L x 76mm W x 13mm D.

INTERNAL COLOURS

- White (WE)
- Black (BK)
- Cream (CM)



2025-WE



2015USB2C-WE



2030-WE



2031VA-WE  
plus 2000M-BA



2032VA-RD



2032E450UD-SG



2031E2PUDR-WE



2034VA-WE plus  
30PBL-WE (x4)



2033VA-BR



## 2000 Series™

### The power and the fashion

The 2000 Series is Australia's biggest selling switch. Manufactured in high gloss, impact-resistant material, the 2000 Series incorporates surrounds that simply clip on and are totally interchangeable to create several colour combinations.

The surrounds can be easily removed to enable painting or wallpapering right up to the edge. This makes decorating a breeze, as you don't need to fuss over painting too close to the edges. The 2000 Series is available in a full range of decorator colours and metallic surrounds.

Measurements: 116mm L x 76mm W x 13mm D.

#### INTERNAL COLOURS

White (WE) Black (BK) Cream (CM)

#### SURROUND COLOURS

- Chrome (CH)
- Gold (GD)
- Brushed Aluminium (BA)
- Chrome Shadow (3S)
- White (WE)
- Cream (CM)
- Black (BK)
- Brown (BR)
- Red (RD)



## Pop-Up Power Outlets



SBIP2P-SS



SBIP2PWE



SBIP2PBK



SBIP2PCM



SBIP2PGY

## OptiLine 70



ISM11100








ISM20606



INS62040



### POP-UP POWER OUTLET SURFACE COLOURS

-  Stainless Steel (SS)
-  White (WE)
-  Black (BK)
-  Cream (CM)
-  Grey (GY)

### POP-UP POWER OUTLET SOCKET COLOURS

-  Black (BK)

### OPTILINE TRUNKING COLOURS

-  PVC
-  Aluminium

# CABLE Management

Innovative solutions for a smarter home

## Pop-Up Power Outlets

The Clipsal range of pop-up power outlets with their neat and compact design allows outlets to be hidden when not in use. Ideal for areas such as the kitchen, home office and home theatre, they provide you with power in the most convenient locations, including bench tops, desks and tabletops.

## OptiLine 70

Keep all of your power and data cables safe and neatly hidden in your home office, garage or shed. Available in PVC (for some models) and aluminium finishes, with one and two compartment variations, the OptiLine 70 range is compatible with a huge selection of Clipsal accessories to accommodate all your power and data cabling requirements.





ACES48AL



ACES48




AFLR48



4HS1400



ACES52R5L



## CEILING FAN Selection

### A refreshing choice

Clipsal's stylish range of super-quiet ceiling sweep fans are a great way to circulate air throughout your home. Ceiling sweep fans will keep you cool in summer and circulate warm air in the winter, helping you save on expensive heating and air conditioning bills.

They are also just as effective outdoors, in areas such as verandahs and pergolas, to keep you cool on hot days and muggy nights. Clipsal Ceiling Sweep Fans are available with remote control and inbuilt lighting options, and a selection of stainless steel and powder coat finishes, so there's sure to be a ceiling fan ideal for your home's requirements and décor.


900mm, 1200mm and 1400mm models available.

### COLOURS

- White (WE)
- Stainless Steel (SS)
- White (WH)
- Bronze (BZ)




CEF40



7108A



CE150DTP



CE250



6220-0

## COLOURS

White (WE)

# AIR Movement

## A breath of fresh air

Clipsal Exhaust Fans come in a range of styles that will bring a breath of fresh air to any home. They're ideal for removing steam, fumes and odours from bathrooms, en suites, toilets, laundries, kitchens and even workshops.

Clipsal's Exhaust Fans are fitted with an innovative backdraught shutter, which closes automatically when the fan is not in use. This prevents air escaping or entering your home, and will help reduce your energy bills.



6600ADS



6500ADS



7600ATP



7500ATP



# BATHROOM Heating

## An oasis of warmth and light

Say goodbye to foggy bathroom mirrors and cold, dim winter mornings. An Airflow 3-in-1 Fan/Light/Heater will provide your bathroom with fresh, clean air, bright light and gentle radiant heat. The Airflow 3-in-1 is available in two models - a twin heat lamp model for use in en suites and a four heat lamp model for main bathrooms.

The built-in thermal protection will instantly turn off the heat lamps, should the unit overheat. For added safety, the 7000 Series Exhaust Fans automatically turn on whenever the heat lamps are in use. The Airflow 3-in-1 is also a breeze to keep clean thanks to large flat surfaces, which are easy to wipe down to prevent dust build-up.

Each unit is supplied with wall and architrave labelled switches, so you instantly know which switch to use.

### COLOURS

- White (WE)
- Arctic Silver (3A)



## DOWNLIGHTS

### LED



L935C/12WH



L960W/12BC



L955W/8WH



L955CF/8BC

### LED FIXTURE STYLES



L900F3BC



L900F4WH



L900F5WH



L900F8WH



L900F9WH



L900F10SS



L900F11WH



L900F16BC

### CFL



792W20WH



792C20BC



792C15WH



792W15BC

### COLOURS

- Chrome (CH)
- Brushed Chrome (BC)
- Saturn Silver (SS)
- White (WE)
- Black (BK)

# LIGHTING

## Bright lighting ideas for your home

Clipsal's range of innovative, energy-efficient lighting offers solutions for your entire home. With so many styles and colours available, you're certain to find what you're looking for.

Combining both functionality and stylish design into every product, Clipsal Lighting really helps make your home come to life.

### Downlights

Clipsal offers an extensive range of downlights to satisfy all styles and budgets. They are available with energy saving LEDs and CFLs.



## STAIR/WALL LIGHTS



L880CH



L881WH



L882WH



L780WH

## CEILING LIGHTS



CFT522



CL22T5WH



DB136NEL



EMG

## EXTERIOR LIGHTS



754SLR-WE



754SLR-BK



FLP10LED



WL44SPSS



COOAB236SW



WP136NEL



FL20LED



WL44TESS



BH44RDEBK



BH44RTPGY



BH44BCGY

### Stair/Wall Lights

Stair/wall lights are ideal for areas in your home where low level lighting is required, such as stairwells and home theatres. Utilising LED lamp technology, they consume very little power and have an extremely long lamp-life.

### Ceiling Lights

When it comes to efficiently illuminating common living areas of your home, Clipsal's range of ceiling lights offers a perfect solution. With fittings that are both stylish and energy efficient, you can be confident running costs are kept to a minimum and lamp life is maximised.

### Exterior Lights

Clipsal's extensive range of exterior lights makes it easy to choose the right outdoor lighting for your specific requirements. Wall lights, floodlights and bulkhead lighting with energy-efficient LED and CFL technology are great for illuminating and enhancing the exterior of your home. Certain models are available with an in-built motion sensor for automatic lighting control and the LED floodlight provides superior energy efficiency.



HB5000CTC3



BS5000CTC3



5080CTC3-PW



5080CTC3-GF



5080CTC3-6



5080CTC3-3



5050CTC3-GB













5050CTC3-28



5050CTC3-WE

COLOURS

-  Saturn Horizon Black (HB)
-  Saturn Stainless Steel (BS)
-  Saturn Pure White (PW)
-  Saturn White (GF)
-  Saturn Black (6)
-  Saturn Cream (3)
-  Saturn Mid-Brown (7)
-  Neo Battleship Grey (GB)
-  Neo White/Brushed Alum. (28)
-  Neo White (WE)

## C-Bus C-TOUCH™ 6.4" Colour Touch Screen Controllers

### Brighten your lifestyle with a touch of colour

The C-Touch 6.4" Colour Touch Screen Controller is the most advanced of the C-Bus Wall-Mounted LCD Touch Screen Controllers. These stylish touch screen controllers can display pages of graphical items; buttons, sliders and touch images all perform programmable functions, simply at the touch of your finger. Available in a wide range of metal, glass or Neo® fascias, you can even personalise the screen with your own colour scheme, photographs or screensavers.

Monitor your home's energy consumption, display weather forecast information from the Internet, view footage from surveillance cameras and control all aspects of your C-Bus system.



Matching Clipsal Saturn Power Outlets available. See pages 82 and 83. OM, EB, HB, HS and PW only.



C-HB5000CTL2



C-BS5000CTL2



C-5080CTL2-PW



C-5080CTL2-GF



C-5080CTL2-6



C-5050CTL2-GB



C-5050CTL2-WE



C-SC5000CTL2-WE



C-5000CTDL2-BK



# C-Bus C-TOUCH SPECTRUM™ Colour Touch Screen Controllers

## A new level of control

Clipsal's C-Touch Spectrum Colour Touch Screen Controllers provide total control of your entire home's lighting, home theatre, air conditioning, security, watering system and almost anything you can imagine.















Customise the large graphical interface to suit your needs and replace multiple wall switches to add a touch of enviable style to your home.

Available in a range of styles and colours, C-Touch Spectrum Colour Touch Screen Controllers have the option of a free-standing swivel base; ideal for kitchen benches and bedside tables.



Matching Clipsal Saturn Power Outlets available. See pages 82 and 83. OM, EB, HB, HS and PW only.

## COLOURS

-  Saturn Horizon Black (HB)
-  Saturn Stainless Steel (BS)
-  Saturn Pure White (PW)
-  Saturn White (GF)
-  Saturn Black (6)
-  Saturn Cream (3)
-  Saturn Mid-Brown (7)
-  Neo Battleship Grey (GB)
-  Neo White/Brushed Alum. (28)
-  Neo White (WE)
-  Neo Black (BK)
-  Standard Cream (CM)
-  Standard/Desktop White (WE)
-  Standard/Desktop Black (BK)



HB5000CTL2



BS5000CTL2



5080CTL2-PW



5080CTL2-GF



5080CTL2-6



5050CTL2-GB



5050CTL2-WE

















SC5000CTL2-WE



5000CTDL2-BK

COLOURS

-  Saturn Horizon Black (HB)
-  Saturn Stainless Steel (BS)
-  Saturn Pure White (PW)
-  Saturn White (GF)
-  Saturn Black (6)
-  Saturn Cream (3)
-  Saturn Mid-Brown (7)
-  Neo Battleship Grey (GB)
-  Neo White/Brushed Alum. (28)
-  Neo White (WE)
-  Neo Black (BK)
-  Standard Cream (CM)
-  Standard/Desktop White (WE)
-  Standard/Desktop Black (BK)

## C-Bus BLACK AND WHITE MKII Touch Screen Controllers

### In touch with control

Clipsal's Black and White MKII Touch Screen Controllers provide total control of your entire C-Bus system - making them perfect for main living areas, entrance halls or home theatres.

The large graphical interface can be customised to suit your needs. Available in a range of styles and colours, Black and White MKII Touch Screen Controllers have the option of a free-standing swivel base; ideal for kitchen benches and bedside tables.



Matching Clipsal Saturn Power Outlets available. See pages 82 and 83. OM, EB, HB, HS and PW only.





5085EDLW-PW



5085EDLB-SS



5085EDLB-OM



5085EDLB-HB



5085EDLB-EB



# C-Bus eDLT™ Wall Switches

## More colour, more control, more functionality

The best just got better. Clipsal's enhanced dynamic labelling technology (eDLT) wall switch provides sophisticated and user friendly control of your C-Bus System and features a contemporary design that will complement any modern interior.

With a customisable colour screen and LED buttons, its clean architectural lines and glass or metallic fascia create a visually stunning wall switch. The ability to have up to 16 function commands, eliminates the "clutter" associated with multiple wall switches, while controlling an entire area from one stylish and colourful unit.



Matching Clipsal Saturn Power Outlets available. See pages 82 and 83. OM, EB, HB, HS and PW only.

### COLOURS

#### eDLT - Saturn Series

- Saturn Pure White (5085EDLx-PW)
- Saturn Ocean Mist (5085EDLx-OM)
- Saturn Espresso Black (5085EDLx-EB)
- Saturn Cream (5085EDLx-CM)
- Saturn Mid-Brown (5085EDLx-BR)
- Saturn Stainless Steel (5085EDLx-SS)
- Saturn Horizon Black (5085EDLx-HB)

#### eDLT - Neo Series

- Neo White (5055EDL-WE)
- Neo Black (5055EDL-BK)
- Neo Battleship Grey/Brushed-Aluminium (5055EDL-GB)

Note: "x" represents the colour of the grid plate, i.e. B = Black, W = White



5086NL-J80



5082NL-PW



5082NL-GF



5082NL-680



5086NL-380



5084NL-780



5031NMML in  
4061VH-HS cover








5031NMML plus  
5031NMS in  
4063VH-HB cover



5031NMML plus  
5031NMS in  
4062-HS cover

COLOURS

-  Saturn Horizon Black (HB)
-  Saturn Horizon Silver (HS)
-  Saturn Stainless Steel (J80)
-  Saturn Pure White (PW)
-  Saturn White (GF)
-  Saturn Black (680)
-  Saturn Cream (380)
-  Saturn Mid-Brown (780)



C-Bus Saturn Switches are also available with the option of handy labelled button caps, making it easy to know what each button does.

## C-Bus SATURN™ Wall Switches

Beautifully crafted in pure glass

The C-Bus Saturn range boasts a luxurious glass face and distinctive, illuminated, round buttons. It is quite possibly the most beautiful switch range available. The pure-glass finish is not only stylish but also durable and easy to clean. If you prefer a metal finish, the range is also available in stainless steel, or with Saturn Horizon Black or Silver covers.

Fully programmable, the C-Bus Saturn range can go beyond simple ON/OFF functions, delivering unlimited dimming, switching and other control functions as part of a C-Bus Home Control system.



Matching Clipsal Saturn Power Outlets available. See pages 82 and 83. OM, EB, HB, HS and PW only.



LHC882-WH



LHC884-WH



LHC886-WH



LHC882-BK



LHC884-BK



LHC886-BK

COLOUR SURROUNDS



M8000HC-PT  
Platinum



M8000HC-CC  
Charcoal



M8000HC-DB  
Blue



M8000HC-RD  
Red



M8000HC-CP  
Champagne



M8000HC-GM  
Gunmetal



M8000HC-CH  
Chrome



# C-Bus MODENA Wall Switches

## Control with style

The elegant range of C-Bus Modena Home Control Wall Switches replace your regular wall switches, and feature an ultra modern soft touch for ON/OFF control and dimming of lights. They can also activate your "scenes" and act as timers if you require. The stylish, European-inspired design features large switches for ease of operation and multiple surround colour options to match any modern décor.

BUTTON COLOURS

- White (WH)
- Black (BK)

SURROUND COLOURS

- Platinum (M8000HC-PT)
- Charcoal (M8000HC-CC)
- Blue (M8000HC-DB)
- Red (M8000HC-RD)
- Champagne (M8000HC-CP)
- Gunmetal (M8000HC-GM)
- Chrome (M8000HC-CH)



5052NL-GB



5058NL-WE

NEO COLOURS

- Battleship Grey/Brushed Alum. (GB)
- White (WE)
- Cream (CM)
- Soft Grey (SG)
- Black (BK)

## C-Bus NEO® Wall Switches

### Face the future

The C-Bus Neo Wall Switch features sleek lines and distinctive styling, that provides a striking alternative to the standard look of electrical wall switches. Featuring large rocker covers that blend beautifully into the fascia, Neo wall switches are fully programmable and offer many control functions as part of a C-Bus Home Control System.



R5061NL



R5068NL

COLOURS

- Stainless Steel

## C-Bus REFLECTION™ Wall Switches

### Architectural expression

C-Bus Reflection Wall Switches have a sleek, contemporary design that is constructed from smooth stainless steel and boasts a flat rectangular switch plate without unsightly screws. The metal-look buttons on C-Bus Reflection Wall Switches can also be removed for engraving if needed. The switches feature an inbuilt cool-blue, LED status indicator.



C-BUS 30 MECHANISM WALL SWITCH



5031NMMIRL plus 5031NMS (in C2034VH grid)



5031NMMIRL plus 5031NMS (in C2032VH grid)



5031NMML plus 5031NMS (in 2032VH grid)



5031NMML plus 5031NMS (in C2033 grid)

C-BUS STANDARD WALL SWITCHES



SC5031NL



SL5032NL



5034NL

C-BUS METAL PLATE WALL SWITCHES



BB5031NL



B5032NL



BA5032NL



A5032NL



# C-Bus STANDARD Wall Switches

## Raising the standard

If you're keen on keeping the same style of switches throughout your entire home, Clipsal's most popular switch styles have been incorporated with home automation controls, giving you greater choice than ever before.

You can now choose from the popular 2000 range, or the beautifully streamlined Eclipse and Slimline ranges. Clipsal's striking metal plate switches also incorporate C-Bus control and are available in high-quality stainless steel or polished brass.

### BUTTON COLOURS

#### STANDARD & 30 MECHANISM

White (WE)

### C-BUS METAL PLATE

White (WE)

Black (BK)

### SURROUND COLOURS

#### STANDARD & 30 MECHANISM

White (WE)

Cream (CM)

Desert Sand (DS)

Black (BK)

### METAL PLATE

Brass (WE)

Stainless Steel (CM)



# Where to from here?

The Essential Checklist should have provided you with plenty of inspiration, but how do you transfer your ideas from a piece of paper and into reality? The following advice should help.

## **If You're Using a Builder**

Your builder will already have a standard electrical plan for your home. However, you probably now want to modify their plan to incorporate the ideas you have included on your Project Planner. You can just provide your builder with the plan you have drawn up with your Project Planner, however we recommend that you take advantage of a Clipspec consultation to ensure your plan will work, and to receive an accurate costing. If your builder uses Clipspec, your consultation will be free. In the unlikely event that your builder doesn't use Clipspec, remember that you can organise your own Clipspec consultation with your nearest Clipsal Powerhouse. Once the builder has your Clipspec plan and costings, work can commence.

## **If You're Using an Architect**

Discuss your ideas with your architect and if you have used the Project Planner to create an electrical plan, run through it with them. The earlier in the process you do this, the better. You might also want to organise a Clipspec consultation through your nearest Clipsal Powerhouse for advice from our experts and to receive a professional plan along with costings. Your architect will then provide a licensed electrical contractor with your Clipspec electrical plan to complete the installation.

## **If You're an Owner/Builder**

Either use the electrical plan you created with your Project Planner, or book a Clipspec consultation through your nearest Clipsal Powerhouse. Then visit [clipsal.com](http://clipsal.com) and use the Electrician Locator to find a Clipsal Endorsed Contractor to complete your installation. Using a Clipsal approved electrician or a C-Bus Partner, will ensure the highest quality installation of your plan.



### Retrace Your Steps

If you haven't already, download the Clipsal iSelect iPad app. Take a look at how products will look in your home and create your own electrical room designs.

**TIP: Revisit "The Essential Questions" on Page 9**

Have you used your Project Planner and made a list of all the electrical products you require so your builder or electrician can incorporate your specific requirements into your home plan?

Have you considered the advantages of Clipspec, Clipsal's easy-to-use electrical design software? A licensed

electrical contractor using Clipspec can go through all your electrical requirements. Alternatively, you can visit a Clipsal Powerhouse and have a chat with our friendly staff. They can design your home electrical plan with a Clipspec consultation, to ensure you get everything just right. And remember, when a Clipspec participating builder refers you, your consultation is free.

Do you need to find a quality electrical contractor? Visit [clipsal.com](http://clipsal.com) and use the Electrician Locator to find your nearest Clipsal Endorsed Contractor.

Have you considered the added comfort, convenience, security and energy savings of a "smart home" (pp. 64-73)?



































**Experience Clipsal's innovative range of products at your local Clipsal Powerhouse and see how Clipsal can turn your house into a home.**

**See page 12 to locate your nearest Powerhouse.**




























# Quick Reference Guide



 2000 Series Wall Switches 93	 Electricity Consumption Monitor 54
 Antennas 43	 Energy-Efficient Solutions 54
 Bathroom Fan / Light / Heater 34, 97	 Exhaust Fans 22, 34, 36, 55, 96
 Cameras 15, 45	 Exterior Lighting 14, 42, 44, 47, 99
 The Benefits of a C-Bus Smart Home 64 C-Bus Home Control 66	 LED Floodlight Infrascan 39, 43, 49, 99
 C-Bus eDLT Wall Switches 103	 Heritage Range 91
 C-Bus Multi-Room Audio 23, 25, 27, 35, 45, 72	 Home Networking 58
 C-Bus Neo Wall Switches 106	 Home Theatre 24
 C-Bus Standard Wall Switches 107	 Impress Push-Button Switches 87
 Ceiling Fans 18, 27, 30, 44, 55, 95	 Keyless Entry 67
 Circuit Protection 52, 78	 LED Lighting 15, 18, 24, 30, 42, 46, 49, 98, 99
 Classic C2000 Series 92	 Metal Plate Range 86
 Clipspec 13	 Modena 8000 Series 90, 105
 Data Outlets 19, 23, 26	 NBN 58
 Dimmers 18, 24, 30, 54	 Outdoor/Weatherproof Switches and Power Outlets 38, 43, 44
 Downlights 18, 22, 30, 35, 37, 46, 49, 98	 Infrascan Motion Sensors 14, 22, 31, 35, 39, 42, 43, 45, 49, 99
 Ducted Fans 36, 96	 Portable RCD Protected Power Outlet 39



	<b>Powerainment</b> 25		<b>Solar Solutions</b> 38, 56, 57
	<b>Powerhouse</b> 12		<b>Speakers</b> 19, 25, 31, 35, 44, 72
	<b>Project Planner</b> 50		<b>StarServe</b> 24, 26, 60, 61
	<b>Quad Power Outlets</b> 26, 36		<b>Strato 8000 Series</b> 19, 30, 88, 89
	<b>C-Bus Reflection Wall Switches</b> 106		<b>Surge Protection</b> 26, 52
	<b>Safety Switches</b> 37, 52		<b>Switchboards</b> 39
	<b>Saturn Wall Switches</b> 23, 35, 82, 83, 84, 104		<b>Thermal Trip Power Outlet</b> 52
	<b>Saturn Horizon Power Outlets</b> 22, 84		<b>Timer Switches</b> 37, 42, 54
	<b>Security System</b> 14		<b>Touch Screen Controllers</b> 15, 23, 31, 55, 100, 101, 102
	<b>Slimline SC2000 Series</b> 85		<b>TV / Telephone / Data Outlets</b> 19, 23, 26
	<b>Smart Home</b> 64, 65		<b>Wiser Home Control</b> 73
	<b>Smoke Alarms</b> 18, 31, 53, 76, 77		<b>Sunset Switch</b> 43
	<b>Cable Management</b> 23, 27, 94		

### Image credits

- » Porter Davis Homes (Cover)
- » Genworth Homes (PP. 2, 4, 9, 14, 16, 18, 20, 26, 28, 30, 32, 34, 59, 64)
- » Beechwood Homes (PP. 6, 10, 11, 22, 24, 40, 42, 50, 58, 60, 61, 66)
- » Porter Davis Homes (P. 38)
- » Affordable Living Homes (P. 44)
- » McDonald Jones Homes (P. 59)
- » Thanks also to Ian Carlson Photography and Slingshot Photography
- » Thanks to Sight and Sound Technology

Schneider Electric (Australia) Pty Ltd reserves the right to change specifications, modify designs and discontinue items without incurring obligation and whilst every effort is made to ensure that descriptions, specifications and other information in this catalogue are correct, no warranty is given in respect thereof and the company shall not be liable for any error therein.

# CLIPSAL POWERHOUSE & DISPLAY CENTRES

The best way to experience what Clipsal electrical products can do to enhance your home is to experience them in action at a Clipsal Powerhouse or Display Centre.



## CLIPSAL POWERHOUSES

### Adelaide<sup>#</sup>

6/69 Sir Donald Bradman Drive  
Hilton SA 5033  
ph: (08) 8161 0751

### Melbourne<sup>†</sup>

Building B, Ferntree Business  
Park 296-310 Ferntree Gully Road  
Notting Hill VIC 3168  
ph: (03) 9550 7015

### Perth<sup>\*</sup>

Home Base Expo  
55 Salvado Road  
Subiaco WA 6008  
ph: (08) 6557 9692

### Sydney<sup>†</sup>

78 Waterloo Road  
Macquarie Park  
NSW 2113  
ph: (02) 9125 9450

<sup>#</sup> This Powerhouse is open 9am-5pm Monday to Friday, no appointment required.

<sup>†</sup> By appointment only. Available 9am-5pm Monday to Friday.

<sup>\*</sup> These Powerhouses/Display Centres are open weekends.

## DISPLAY CENTRES

### Brisbane<sup>\*</sup>

Build and Design Centre  
66 Merrivale Street  
South Brisbane QLD 4101  
ph: (07) 3635 7486

### Canberra<sup>\*</sup>

Home Ideas Centre  
28 Collie Street  
Fyshwick  
ACT 2609  
ph: (02) 6285 7300

### Melbourne<sup>\*</sup>

Home Ideas Centre  
1686 Princess Highway  
Oakleigh East VIC 3166  
ph: (03) 9544 9611

### Albury<sup>†</sup>

303 North Street  
Albury NSW 2640  
ph: (02) 9125 9450

### Gold Coast<sup>†</sup>

Unit 7, 82-86 Minnie Street  
Southport QLD 4215  
ph: (07) 3635 7486

To contact Clipsal Consumer Support, phone 1300 669 925 or visit [clipsal.com/contactus](http://clipsal.com/contactus)