



## Termguard Product Information

Your home has been installed with a Termguard Reticulation Termite Barrier System (the pink pipe around the perimeter of your home) in accordance with the Australian Standard (AS3660.1). The system comes with a 50 Year Warranty \*subject to annual inspections. Refer to the Product Warranty Document for full details.

### ABOUT TERMITES

Termites are small soft body insects which many call "white ants". They are generally pale, some with blackened heads (soldiers). Subterranean termites are by far the most destructive timber pest in the world. Termite surveys find that 1 in 3 homes in Australia will be affected by Termites at some stage which is more prevalent than damage caused by fire, storm and flood combined. All too often, the presence of these silent invaders goes undetected until the damage is done, and though the problem is so severe, many building owners will come to find termite damage is not even covered by most insurance policies.



### THE TERMGUARD SYSTEM

Termguard are purpose built reticulated, replenishable pipe systems providing a safe, cost effective and reliable barrier to the entry of Subterranean Termites. The benefits of the Termguard system are that it targets termites at the direct point of entry; it is periodically replenishable without exposure or disruption to household members; eradicates EPA concerns of potential spray drift during termiticide application; meets Australian Federal and State Standards under statutory requirements and comes with a 50 Year Warranty from the date of installation subject to certain conditions. Termguard Systems are only installed by authorised Termguard licensees following strict installation and quality assurance guidelines.

### 50 YEAR WARRANTY

Termguard Reticulation Termite Systems come with an industry leading 50 Year Warranty from the date of installation. Termguard systems are warranted for the life of the building that in the event that the system does not perform as claimed, Termguard Pty Ltd will repair or replace any timber which is damaged as a result of attack by termites entering the premises by subterranean infestation. Termguard systems comply with the requirements of the Building Code of Australia, which in general provides indemnity to builders under their existing Warranty policies. The Warranty is subject to annual inspections by a licensed Termguard Pest Controller (as recommended by the Australian Standard AS3660.1) and subject to certain compliance conditions such as replenishing the system as specified. The Installer will not provide a warranty to a building inspected or treated by another party.

### HOW TO MAINTAIN YOUR WARRANTY

- **Annual Inspections:** Have your property inspected at least once per year by the licensed Termguard Installer of the termite control system. Make sure you keep documentation of all inspections. These annual inspections are a condition of your Warranty and are in compliance with the Australian Standard for Termite Protection (AS3660.1)
- **Chemical Re-Application:** Have chemical re-plenished into your Termguard Reticulated Termite System at least every 3 years by the licensed Termguard Installer of the termite system. This is required to maintain your Warranty.
- **Landscaping & Soil Levels:** Any landscaping or changes in soil levels will disturb the chemical barrier. Unless chemical is re-applied to the system (at the Home Owners cost), your property will be unprotected and the Warranty void. Activities such as digging next to the house, replacing old plants, installing a reticulated water irrigation system or covering areas adjacent to the house with wood chips or products may cover weepholes and disturb the system resulting in no Warranty cover if there is a subterranean termite attack. Advise your Authorised Installer immediately of such activity.
- **Extensions or Alterations:** Do not lay concrete paths or make any additions or alterations (including verandahs, timber decks, awnings, pergolas etc) until the Termguard Installer has been notified. They will need to advise if an additional pipe work system or retreatment of the chemical barrier is required after completion of any alteration or additions. If retreatment is not carried out after alterations or additions the barrier is broken and any Warranty by the Installer is void.
- **General Maintenance:** Do not store timber, refuse, firewood or similar materials close to the building. This may bridge the Termite Barrier and void your Warranty. Regularly inspect the perimeter of your building for signs of breaching of the System. Check the landscape for signs of termite activity. Advise the Installer of major wash outs or ground disturbances caused by heavy rain or other conditions.



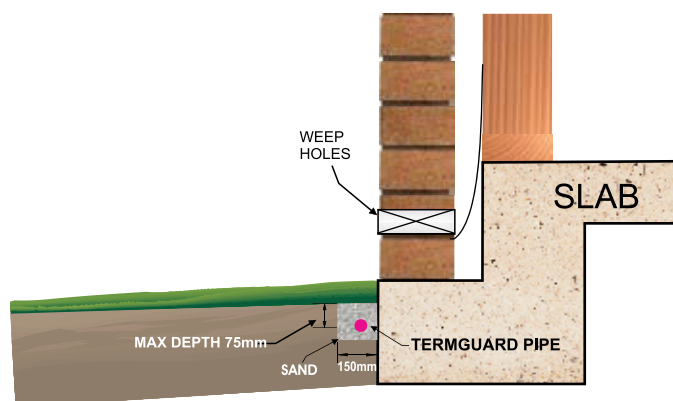
### IF YOU FIND LIVE TERMITES?

**Do not disturb the area!** Termites are extremely sensitive and will leave if disturbed, affecting treatment. Contact your Termguard Installer as found on the Certificate of Installation. They will need to inspect your home to determine if the barrier has been breached and the best form of treatment. Remember **annual inspections are important to detect Termite activity and protect your home.**

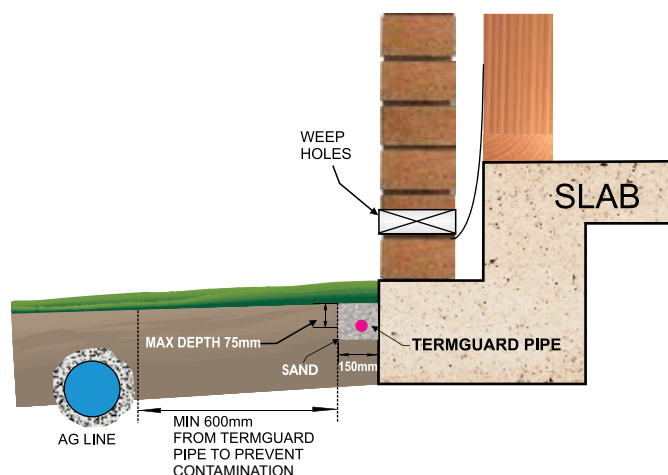
## LOCATION OF YOUR TERMGUARD SYSTEM

The Termguard Reticulation perimeter pipe work is laid within 150mm of the external structural edge and within 75mm of the top of the soils (if landscaping levels are correct). For further details regarding the location of your Termguard Reticulation System, refer to the notice in or near your Meter Box or refer to the Certificate of Installation. Please do not hesitate to contact the Authorised Termguard Installer of your system or Termguard Pty Ltd if you have any further questions.

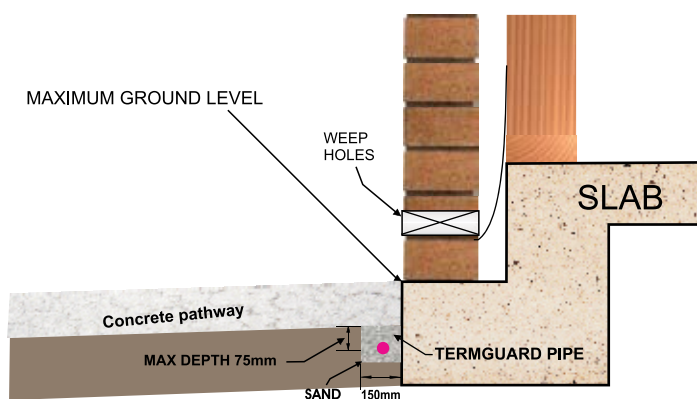
### GRASSED OR GARDEN DETAIL



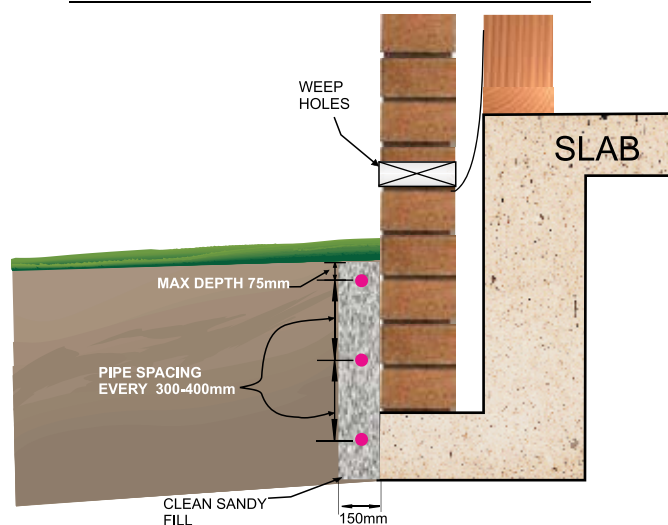
### AG LINE PIPE INSTALLATION



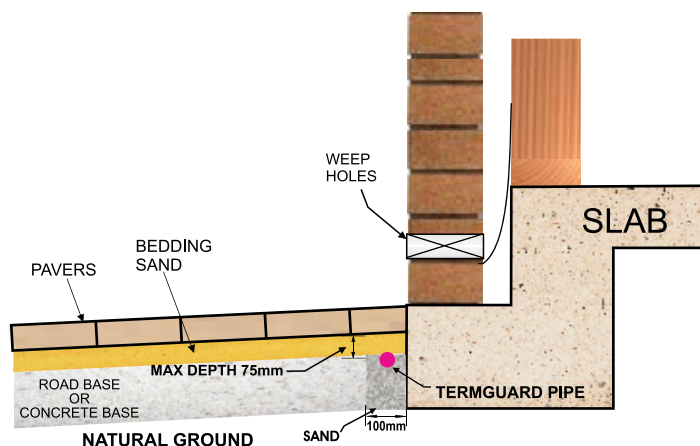
### CONCRETE PATHWAY DETAIL



### BACK FILLING AGAINST DROP EDGE BEAM OR BRICK WORK OPTIONAL DETAIL ONLY REFER TO BUILDER




### PAVING DETAIL



### STEP DOWN DETAIL

Termguard pipe has been installed, following the drop edge detail. Termguard recommends the finished landscape levels follow this detail. Also remember the Termguard pipe must **not** be covered by more than 75mm of soil.



If Termguard pipe is to be covered by more than 75mm of soil, an additional pipe will be required to be installed. Please contact your Authorised Termguard Installer for further assistance.