

COLONIAL CASTINGS

SAFETY SCREEN DOORS & GRILLS



**ART
DECO
RANGE**



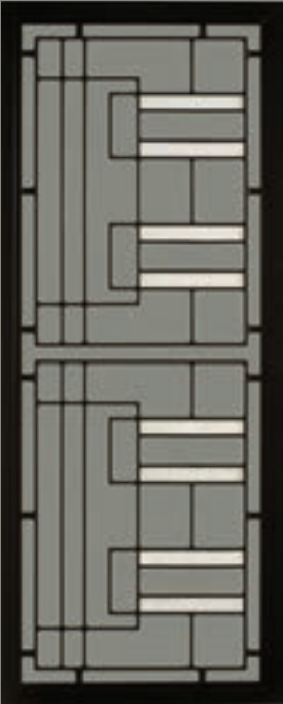
COLONIAL CASTINGS

STUNNING HINGED DOORS
WITH GLASS INSERTS

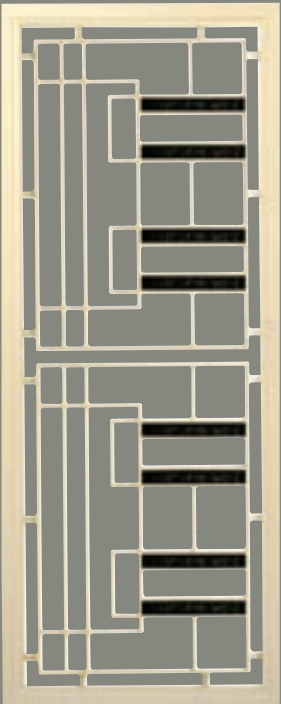
Glass insert colour options:
Photos are for illustrative purposes only

TEAL BLUE


OLIVE GREEN



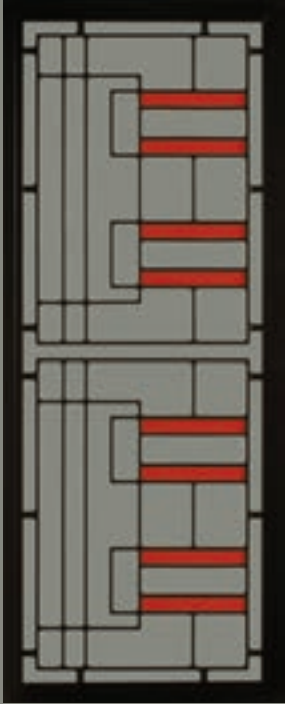
SP65AB RICE PAPER GLASS
2 per door



SP65AB BLACK GLASS
2 per door



SP69 BLACK GLASS
Side Light French Door: 2 per door



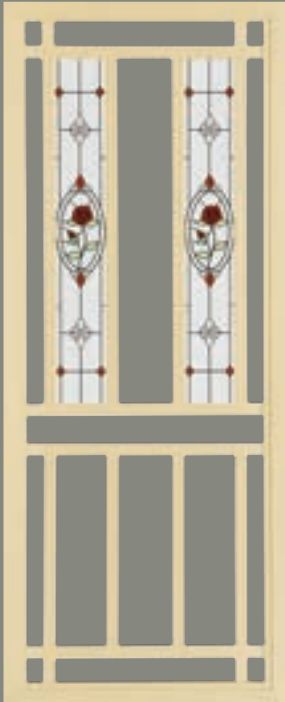
SP65AB RED GLASS
2 per door



SP61AB Black Orchid



SP62AB Red Orchid



SP61AB Rose Jewel



SP68 AB Rose Jewel

These glass panel doors feature elegant decorative designs imposed on glass panels.
To clean simply wipe over with a damp cloth, avoid all acid based cleaners.

Side light

ART DECO RANGE


CHOICE OF COLOURED DISC INSERTS

- *Bright Red*
- *Mountain Blue*
- *Satin Black*
- *French Blue*


* Colours for illustration purposes only



SP71 ART DECO ORANGE
2 per door




SP75
2 per door



SP76AB



SP34AB



SP35AB



SP14AB



SP18AB

COLONIAL CASTINGS

STUNNING HINGED DOORS

WITH GLASS INSERTS




SP27AB



SP28AB



SP30
2 per door



SP17
2 per door



SP36
2 per door



SP37AB




SP52
2 per door



SP53
2 per door




SP50AB




SP13BB
2 per door



SP16BB
2 per door



SP13AB




SP16AB




SP44AB



SP45AB



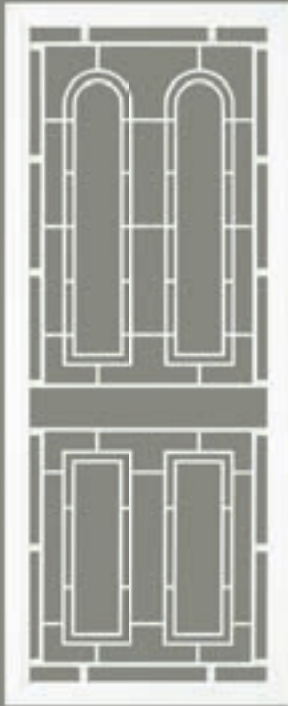
SP29AB




SP31AB

ELEGANT HINGED DOORS


BY COLONIAL CASTINGS



SP51AB



SP56
2 per door



SP55
2 per door



SP57AB



SP6
2 per door



SP10
2 per door



SP21
2 per door



SP22
2 per door

SECURITY MESH DOORS

BY COLONIAL CASTINGS

GALVANISED MESH



GALVANISED MESH SP70

Woven Galvanised Mesh:

Features:


- Small holes
- Powder coated black galvanised mesh
- Spacer available for ease of fixing using pop rivets
- Suits hinge and sliding doors windows and screens

Passed Impact Test AS5041-2003
Passed Lock and Hinge Test AS5041-2003
Passed Australian Shear Test AS5041
Powder coated black

Standard sizes: 2.0mm thick

750 x 2400mm
900 x 2400mm
1200 x 2400mm

750 x 2000mm
900 x 2000mm
1200 x 2000mm



GALMESH DETAIL



FIXING DETAIL

2MM PUNCHED ALUMESH



ALUMESH SP67

2mm Punched Aluminium

Features:

- Small holes
- Powder coated black punched aluminium mesh
- Spacer available for ease of fixing using pop rivets
- Suits hinge and sliding doors windows and screens

Passed Impact Test AS5041-2003
Passed Lock and Hinge Test AS5041-2003
Passed Australian Shear Test AS5041
Powder coated black

Standard sizes: 2.0mm thick

750 x 2400mm
900 x 2400mm
1200 x 2400mm

750 x 2000mm
900 x 2000mm
1200 x 2000mm



ALUMESH DETAIL



FIXING DETAIL

NEW CONCEPT IN

SAFETY AND SECURITY DOORS

The strength and security of 2mm Punched Aluminium mesh in combination with aluminium decorative panel attached, gives you safety and a very attractive appearance for your main entry.

Our decorative cast panels are available in our full range of colours to choose from.

Aluminium punched mesh is also available in 2 colours: BLACK OR GREY.

The cast panels are chemically attached to the aluminium mesh then riveted on the back with stainless steel rivets.



BLACK MESH SP74

Passed Impact Test AS5041-2003
Passed Lock and Hinge Test AS5041-2003
Passed Australian Sheer Test AS5041
Powder coated black or Dull Grey

Standard sizes: 2.0mm thick
750 x 2000mm
900 x 2000mm
1200 x 2000mm

Larger sizes available on application.



ALUMESH DETAIL



FIXING DETAIL



BLACK MESH SP72

Passed Impact Test AS5041-2003
Passed Lock and Hinge Test AS5041-2003
Passed Australian Sheer Test AS5041
Powder coated black or Dull Grey

Standard sizes:
750 x 2000mm
900 x 2000mm
1200 x 2000mm

Larger sizes available on application.



ALUMESH DETAIL



FIXING DETAIL




GREY MESH SP74

Passed Impact Test AS5041-2003
Passed Lock and Hinge Test AS5041-2003
Passed Australian Sheer Test AS5041
Powder coated black or Dull Grey

Standard sizes:
750 x 2000mm
900 x 2000mm
1200 x 2000mm

Larger sizes available on application.



ALUMESH DETAIL



FIXING DETAIL




GREY MESH SP73

Passed Impact Test AS5041-2003
Passed Lock and Hinge Test AS5041-2003
Passed Australian Sheer Test AS5041
Powder coated black or Dull Grey

Standard sizes:
750 x 2000mm
900 x 2000mm
1200 x 2000mm

Larger sizes available on application.



ALUMESH DETAIL



FIXING DETAIL

CC2075 HINGED BARRIER DOOR LOCK

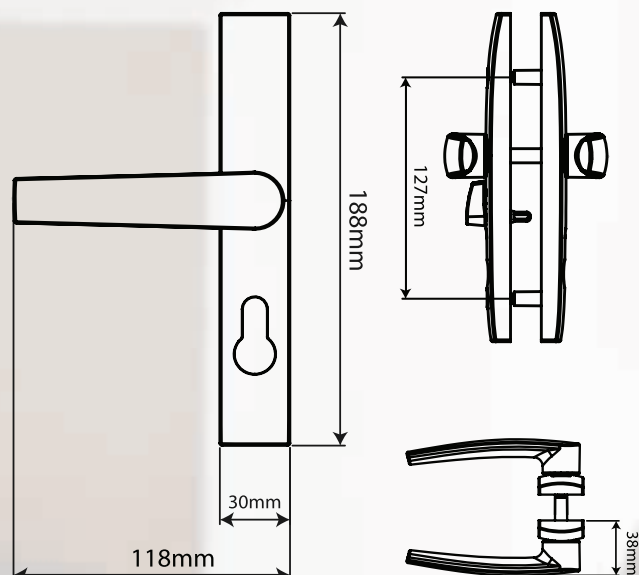
The CC2075 hinged barrier door lock is made from a zinc die cast body with stainless steel strikes providing the highest level of protection for hinged screen doors.

FEATURES

- Contemporary styled furniture
- Non handed furniture - suits left handed and right handed doors
- 3 point kits for additional security available
- Fits industry standard cut outs
- Zinc diecast lock mechanism and furniture
- Mortice lock inside snib
- Accepts Euro profile lazy cam cylinder
- Suit standard 20mm door thickness
- Tested & exceeds Australian & New Zealand AS4145 standard

How to order CC2075 Barrier Hinged Door Furniture

CC2075 / SB
 Furniture Finish




TECHNICAL SPECIFICATIONS

Materials:	Zinc Diecast
Finishes Available:	Black, White, Primrose
Keying:	Euro profile lazy cam cylinder locks CC186, CC198




COLONIAL CASTINGS SLIDING DOORS




SP48S* 2 per door



SP14S*/SP15B*



SP15BB* 2 per door



SP15AB*

colonial castings

Established in 1947 Colonial Castings is an Australian owned company that has been making quality safety screen panels to suit safety doors for over 20 years. Rust will never be a problem, all door inserts are gravity die cast in 100% recyclable aluminium, which is also known for its durability and strength. The frames are constructed from extruded aluminium. To capture that added touch of personal style and individuality, we offer you a wide choice of colours in a hardy powdercoated finish. Naturally the powdercoating is covered by a 24 month guarantee. To extend the life of the surface we recommend doors should be washed down regularly especially in salt water environments. Colour options are indicative only.

PHOTOS FOR ILLUSTRATION PURPOSES ONLY.

FINISH COLOUR OPTIONS

Primrose
White
Black (Night Sky)
APO Grey
Bronze
Brown
Mist Green (Pale Eucalypt)
Heritage Green
Hawthorn Green
Mountain Blue (Deep Ocean)
Claret
Magnolia
Stone Beige
Pottery
Birch White
Paper Bark (Marino)
Notre Dame
Slate Grey (Woodland Grey)

COLOURS ON REQUEST

Charcoal
Anotec Dark Grey
Silver
Dune
Surf Mist

COLONIAL CASTINGS PTY LTD

95-97 Market Street Smithfield 2164

T: 02 9604 8222 F: 02 9604 3064

www.colonialcastings.com.au

**ISSUE
No. 103**