



Famigluti Pty Ltd t/as

ABN 65 178 019 627 | ACN 009 965 217

Redcliffe Skylights & Norm Hogg Sheetmetals

📍 74 High Street, Kippa-Ring Qld 4021
✉ sales@redcliffeskylights.com.au

☎ 07 3284 1300 / 1800 017 226
🌐 www.redcliffeskylights.com.au

CUSTOM MADE VELUX FLASHING

Fully flashed unit ready to install



Corrugated Flashing (CL model)

Want an easier install?
Use our custom made flashing!


A Wholly Owned Queensland Company





CS MODEL Corrugated Flashing (Pre-set Corro Sheet)

The CS model is fully flashed and pre-set into a corrugated galvanised or zincalume sheet for ease of installation. This flashing incorporates a soaker tray with the corrugations capped and sealed around the upstand.



CL MODEL Corrugated Flashing (Pan-flashed)


The CL model is fully pan flashed unit to be scribed in to suit the corrugated sheet. It incorporates a built in soaker tray or can have under ridge cap style flashing to suit dry pan/ under the ridge cap installation.



MP MODEL Metal Pan Flashing (Pan-flashed)

The MP model is fully pan flashed unit suited to be scribed in to most rib deck roof profiles. It incorporates a built in soaker tray or can have under ridge-cap style flashing to suit drypan/ under the ridge-cap installation.


They can also be made as a flat tray with no turn-downs (FT) to allow maximum flexibility when installing.



ETS MODEL Tile Flashing

The ETS model incorporates a fully flashed metal base, soaker tray with tie down straps and perform flashing (led free soft aluminium with reinforced mesh) to mould with your tile profile. Fully waterproofed and suitable for terracotta or concrete tile rooves, units are designed for standard spacing of rafters or trusses.

For metal tiles, flashing can be constructed as the ETS model but can also be altered to the specifications of the metal tile profile.



SK MODEL Hob Flashing

The SK model is manufactured to fit onto a concrete, metal or timber hob/upstand. This allows existing plumbers flashing to be well protected by the over-flashing of the base.



PITCHED FLASHING for FS, VS, VSS & VSE models

Any flashing for the FS, VS, VSS or VSE windows can be pitched up to suit any roof profile if below the recommended 15 degree roof pitch. The flat roof FCM, VCM, VCS flashings do not need to be pitched.

For example, if the roof pitch is only 5 degrees we will pitch the flashing up an extra 10 degrees so the overall VELUX window is pitched at 15 degrees.

Bases

All standard skylight bases are manufactured from 0.8mm Zincalume. If required, units can be manufactured in galvanised iron, stainless steel or aluminium. Bases can also be painted or powder-coated to suit most roof colours.

Advantages

- Installation made easy with 1 piece flashing
- Robust design recommended by VELUX
- Weatherproof
- Low silhouette